

TRADE MARK REG. U.S. PAT. PAT. OFFICE

Published by

AUTOMOTIVE RESEARCH PUBLICATIONS INC.
ISLIP, NEW YORK

FORD & L-M 14-B

TRADE MARK REG. U.S. PAT. PAT. OFFICE

UNIVERSAL JOINTS

AXLE SHAFTS

from

ALL Part Numbers given in this Book are **FORD** and **LINCOLN-MERCURY DEALER** Numbers ...and will replace all make vehicles and their applications listed in this Book!

INDEX...

Universal Joints- Passenger Cars.....	PAGE 2 to 9
" " Trucks & Buses.....	PAGE 10 to 59
" " Interchange Tables.....	PAGE 60
Rear Axle Shafts- Trucks & Buses.....	PAGE 61 to 71
" " " Interchange Tables.....	PAGE 72


AUTOMOTIVE RESEARCH PUBLICATIONS INC.
ISLIP, NEW YORK

Reproduction of any part of this data or arrangement is strictly prohibited except by our written consent. ANY INFRINGEMENT OF SAME WILL BE VIGOROUSLY PROSECUTED. ALL RIGHTS RESERVED, INCLUDING TRANSLATIONS, IN U.S.A. CANADA AND OTHER COUNTRIES OF THE INTERNATIONAL COPYRIGHT UNION. Automotive Research Publications Inc

Copyrighted 1952 Printed in U.S.A.

UNIVERSAL JOINTS

ALL MAKES AND APPLICATIONS LISTED CAN BE REPLACED WITH FORD PARTS



8M-7042

8M-7039

21C-7039
 01Y-7039
 01T-7039
 7EQ-7039
 8MTH-7039

To make a long story short...

Actually there are SIX basic F O R D & LINCOLN-MERCURY journal assemblies (Kits) consisting of three different types as illustrated above. These will make satisfactory replacements for the ENTIRE LIST of applications shown throughout this book.

NOTE! Ford part number 21C-7039 (In most installations) is interchangeable with Ford part number 01Y-7039

Most replacement vendors issue only ONE part number to cover both of these Ford numbers. If clearance permits, we suggest you use 01Y-7039 because of its popularity and heavier spider. When this size cross is recommended we will in most cases show both numbers.

A knowledge on the interchange of Ford parts alone will pay handsome dividends. Most people think that Ford parts fit only Fords. Actually there are many major and minor Ford parts which fit dozens of other makes of cars and trucks. This is very important because these parts are generally low in cost and easy to obtain in any locality.

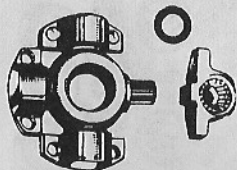
THIS BOOK RECOMMENDS AND GIVES THE Genuine FORD REPLACEMENT NUMBER !

UNIVERSAL JOINTS

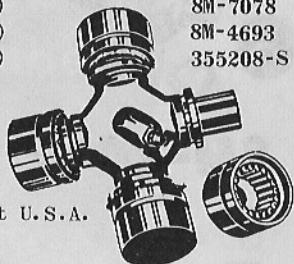
Passenger Cars

BUICK 1939

1939 Series 40 & 60 (Assy. for Jack Shaft)
 (CERTAIN PARTS OF ASSY *Ford No.*



- Bearing Assembly (4) 8M-4678
- Spider (1) 8M-7084
- Corks (4) 8M-7078
- Lock Plates (4) 8M-4693
- Bolts (8) 355208-S



CHRYSLER 1934-35

1935 Model C2, C3, Imperial Eight U.S.A.
 1935 CZ Export Model
 1934 CW, CX; Eight Cyl.

COMPLETE ASSEMBLY 01T-7039

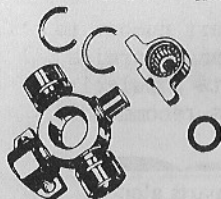
1946

Model C-38R & C38W Canadian Only

COMPLETE ASSEMBLY 21C-7039 or 01Y-7039

DESOTO 1941-51

1941 to 1951 Model "A L L" 5 Passenger Cars & Taxis
 (Standard or Fluid Drive)




*COMPLETE ASSEMBLY 8M-7039

*BOLTS, LOCK PLATES, ETC. NOT NEEDED...
 HOLES IN THE TWO 8M-4677 ARE NOT USED*

1946-47

Model S-11 Canadian Only

COMPLETE ASSEMBLY 21C-7039 or 01Y-7039



DODGE 1946 Canadian

1946 Model D-24 & D-25 Canadian Only

COMPLETE ASSEMBLY 21C-7039 or 01Y-7039

UNIVERSAL JOINTS

FRAZER 1951

1951 Model "A L L" ENTIRE PRODUCTION

COMPLETE ASSEMBLY



21C-7039 or 01Y-7039

1946-47

Model "ALL" Late 1946 & 1947
 (PARTIAL- For those equipped with
 Mechanics Type Joints)

COMPLETE ASSEMBLY

8M-7039

1946

Model (Early) F-47

COMPLETE ASSEMBLY



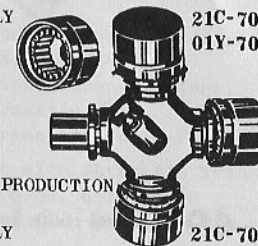
8M-7039

GRAHAM 1936-41

1936 to 1941 Model 6 Cyl. Crusader 80A, 85, Cavalier
 90, 90A, Supercharger 110, Clipper
 111, Hollywood 109, 113

COMPLETE ASSEMBLY

21C-7039 or 01Y-7039



HUDSON 1936-51

1936 to 1951 Model "A L L" ENTIRE PRODUCTION

COMPLETE ASSEMBLY

21C-7039 or 01Y-7039

HUPMOBILE 1936-41

1936 to 1941 Model 6 Cyl; E-822, E-922, G-618, R1 Skylark

COMPLETE ASSEMBLY

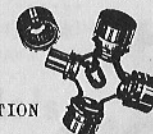
21C-7039

KAISER 1951

1951 Model "A L L" ENTIRE PRODUCTION

COMPLETE ASSEMBLY

21C-7039 or 01Y-7039



1946-47

Model "ALL" PARTIAL- For those
 equipped with Mechanics Joints

COMPLETE ASSEMBLY

8M-7039

UNIVERSAL JOINTS

NASH 1950-51

1951 Model Ambassador 5160 (With Hynamatic)
1950 Ambassador 5060 "ALL"



COMPLETE ASSEMBLY 8M-7039


1951 Model Statesman 5140 (With Hynamatic)
1950 Statesman 5040 "ALL"
(CERTAIN PARTS OF ASSEMBLY)

Bearing Assembly (4) 8M-7074
Retainers (4) 8M-7096
Corks (4) 8M-7078

1947-49 Model Ambassador 6; 4160, 4260, 4660,
PW60, 1046, 4280, 4960, 4860, 4760

1941-48 Ambassador 6; PW60, 1046, 4160,
4260, 4660

COMPLETE ASSEMBLY Some Use... 8M-7039
" " Some Use... 8M-7042




1941-49 Model 600 Series; 4140, 4240, 4640,
4740, 4940

(CERTAIN PARTS OF ASSEMBLY)

Bearing Assembly (4) 8M-7074
Retainers (4) 8M-7096
Corks (4) 8M-7078

1937-40 Model Six Cylinder; 3710, 3720, 3740,
3810, 3820, 3910, 3920, 4010,
4020

(CERTAIN PARTS OF ASSEMBLY)




Spider (1) 8M-7084
Corks (4) 8M-7078
Lock Plates (2) 8M-4693
Retainers (2) 8M-7096
Bolts (4) 355208-S

UNIVERSAL JOINTS

OLDSMOBILE 1941-51

1941 to 1951 Model "A L L" 6 & 8 Cylinder
(Using Lock Rings on Round Bushings)



REAR COMPLETE ASSEMBLY 8M-7039

FRONT COMPLETE ASSEMBLY 8M-7042



Some 1941-51 cars used above Ford Assemblies. Ends of round bearings on these assbys. are not ground. This type of bearing is held in place with lock rings instead of end plates as used on another type which was also equipped on these cars. HOWEVER... 8M-7039 and 8M-7042 can be converted to fit any type used on entire production. (If necessary grind face of each bearing... of those using LOCK PLATES ON ROUND BEARINGS. (Use old plates)



1940 Model 60, 70, 90 Automatic Transmission Long WB.
Front & Center
60, 70, 90 Standard Transmission;
70, 90 Hydramatic Rear
60 Hydramatic Rear & Front

1939 Model Big Six & Eight with Automatic Transmission
Front & Center 6-60, 6-70, 8-80
Standard Transmission Rear

1937-38 Model Six & Eight, Front & Rear


Spider (1) 8M-7084
Corks (4) 8M-7078
Lock Plates (2) 8M-4693
Bolts (4) 355208-S
Retainers (2) 8M-7096

OR CAN USE COMPLETE ASSEMBLY..... 8M-7039*
*See Instructions in Front of Book!
(Grind Face of Bearings)

1938-42 Canadian Models

1938 to 1942 Model "A L L" CANADIAN ONLY

COMPLETE ASSEMBLY 8M-7042




Same instructions as given for above 1941-1951

UNIVERSAL JOINTS

OLDSMOBILE 1937-40

- 1940 Model 60, 70, 90 Automatic Trans. Long WB.
REAR ASSEMBLY
- 1939 Model Big Six & Eight with Autom. Trans.
REAR ASSEMBLY
- 1937 to 1938 Model Six & Eight Cylinder
CENTER ASSEMBLY




- | | | |
|------------------|-----|----------|
| Spider | (1) | 8M-7084 |
| Corks | (4) | 8M-7078 |
| Bearing Assembly | (4) | 8M-4678 |
| Lock Plates | (4) | 8M-4693 |
| Bolts | (8) | 355208-S |

- 1940 Model 60, 70, 90 Standard Transmission
70, 90 Hydramatic
FRONT ASSEMBLY

- 1939 Model 6-60, 6-70, 8-80 Standard Trans.
FRONT ASSEMBLY

COMPLETE ASSEMBLY 8M-7042

All parts of 8M-7042 assembly can be used to replace unit equipped in the above models. However, it is necessary to grind down the face of (4) each 8M-7074 Bearing Assembly. ...See Instructions in front of Book°



PACKARD 1951

- 1951 Model 2401 (200) Without Ultramatic

COMPLETE ASSEMBLY 21C-7039

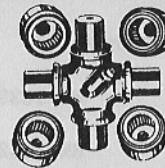
- 1951 Model 2401 (200) 150 H.P.
Without Ultramatic

COMPLETE ASSEMBLY 01Y-7039

UNIVERSAL JOINTS

PACKARD 1951

- 1951 Model 2401 (250) Mayfair; Without Ultramatic
2402 (300) " "
2406 (400) Patrician; " "



COMPLETE ASSEMBLY 01Y-7039

- 1936-40 Model Six, 115C, 1600, 1700, 180, (110)

COMPLETE ASSEMBLY 8M-7039*

**All parts of 8M-7039 assembly can be used to replace unit equipped in the above models. However, it is necessary to grind down the face of (2) each 8M-7074 bearing assy's. ...See Instructions in Front of Book°*

- 1933-39 Model 12 Cyl; 1005, 1006, 1106, 1107, 1108
1206, 1207, 1208, 1406, 1407,
1408, 1506, 1507, 1508, 1607,
1608, 1707, 1708

- 1933-36 Model 8 Cyl; 1001, 1002, 1003, 1004, 1100,
1101, 1102, 1103, 1104, 1105,
1201 Export, 1203, 1204, 1205,
1603A Hearse

COMPLETE ASSEMBLY 01T-7039

1936-39 Canadian

- 1936 to 1939 Model 115, 120, 1600, 1601, 1700
For these... Canadian Only

COMPLETE ASSEMBLY 21C-7039 or
01Y-7039

PLYMOUTH 1946 Canadian

- 1946 Model P-15 Canadian Only

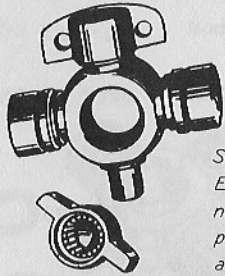
COMPLETE ASSEMBLY 21C-7039 or
01Y-7039



UNIVERSAL JOINTS

PONTIAC 1941-51

1941 to 1951 Model "A L L" 6 & 8 Cylinder
(Using Lock Rings on Round Bushings)



REAR COMPLETE ASSEMBLY	8M-7039
FRONT COMPLETE ASSEMBLY	8M-7042

Some 1941-51 cars used above Ford Assemblies. Ends of round bearings on these assbys. are not ground. This type of bearing is held in place with lock rings instead of end plates as used on another type which was also equipped on these cars. HOWEVER... 8M-7039 and 8M-7042 can be converted to fit any type used on entire production. (If necessary grind face of each bearing... of those using LOCK PLATES ON ROUND BEARINGS... (Use old plates)


1940

Model "ALL" Using 2 $\frac{3}{4}$ " or 3" Swagged Tubing

Spider	(1)	8M-7084
Bearing Assembly	(4)	8M-4678
Corks	(4)	8M-7078
Lock Plates	(4)	8M-4693
Bolts	(8)	3 55208-S

1936-40

1940	Models using 2 $\frac{3}{4}$ " or 3" Weld Ends...	REAR
1939	Model "ALL"	REAR
1936 to 1938	Model 37-26CH, 37-28CH 38-26DA, 38-28DA	ALL ALL



Spider	(1)	8M-7084
Bearing Assembly	(2)	8M-7074
Bearing Assembly	(2)	8M-4678
Retainers	(4)	8M-7096
Corks	(4)	8M-7078
Lock Plates	(2)	8M-4693
Bolts	(4)	355208-S

THE TWO 8M-7074 BEARING ASSEMBLIES MUST BE GROUND DOWN ON FACE°
See instructions in front of book!

UNIVERSAL JOINTS


PONTIAC 1939-40

1940 Models using 2 $\frac{3}{4}$ " or 3 inch Weld Ends
1939 Model "A L L"

FRONT ASSEMBLY...

Spider	(1)	8M-7084
Bearing Assembly	(4)	8M-7074
Retainers	(4)	8M-7096
Corks	(4)	8M-7078

THE BEARING ASSEMBLIES MUST BE GROUND DOWN ON FACE°
See instructions in front of Book!



STUDEBAKER 1938-51

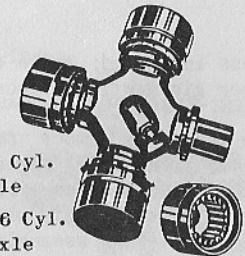
1938 to 1951 Model "A L L" ENTIRE PRODUCTION

COMPLETE ASSEMBLY

21C-7039 or
01Y-7039

WILLYS 1941-51

1950 to 1951	Model All 4 Wheel Drive 4 & 6 Cyl. Transmission to Rear Axle
1950 to 1951	Model Some 4 Wheel Drive 4 & 6 Cyl. Transmission to Front Axle
1941 to 1949	Model All 4 Wheel Drive 4 & 6 Cyl.
1946 to 1949	Model 4-63 Station Wagon, Panel Delivery & Pick-Up to Serial 83849
1942 to 1944	Model Jeep A-5, A-6, A-7



COMPLETE ASSEMBLY

21C-7039 or
01Y-7039

Page 9

Why pay more?

Get it from your



UNIVERSAL JOINTS

Truck & Bus

Often more than one joint, or even different sizes are used and it therefore is important to know the definite location to select the proper replacement.

LOCATION SYMBOL

LOCATION

atr/ax	Between auxiliary transmission and axle
ax/ax	Between first and second rear axles (interaxle)
br/ax	Between brake and axle
cl/tr	Between clutch and transmission
em/ax	Between electric motor and axle
Int.	Intermediate
jm/2ax	Between journal mounting and second rear axle
md/ax	Between amidship and axle
md/br	Between amidship and brake
md/md	Between first and second amidship bearing
p/ax	Between pump and axle
p/md	Between pump and amidship bearing
pd/1 ax	Between power divider and first rear axle
pd/jm	Between power divider and journal mounting
tc/cb	Between transfer case and center bearing
tc/fax	Between transfer case and front axle
tc/jm	Between transfer case and journal mounting
tc/rax	Between transfer case and rear axle
tr/ax	Between transmission and axle
tr/br	Between transmission and brake
tr/md	Between transmission and amidship bearing
tr/p	Between transmission and pump
tr/pd	Between transmission and power divider
tr/tc	Between transmission and transfer case
tr/ts	Between transmission and auxiliary transmission



Notes!

Unless indicated; Where COMPLETE ASSEMBLY appears- recommended replacement number given will replace ALL joints on shaft.

Note that part number 8M-7042 and 8M-7039 can be made interchangeable just by transposing parts between each other. The spiders are identical. On the 8M-7042 assembly... by removing two 8M-7074 bearings and replacing them with two 8M-4678 plus adding the other small parts... you can change it to an 8M-7039 assembly.

By removing two 8M-4678 bearings, etc. from an 8M-7089 assembly and replacing them with two 8M-7074 bearings... you can change it into a 8M-7042 assembly.

Note Buick uses four 8M-4678 bearings while Ford has only two. On Buick 1939 we do not give an assembly number because there is no interchangeable Ford assembly for this Buick. However, if you will take an 8M-7039 Ford assembly and remove the two 8M-7074 bearings plus replacing them with two 8M-4678 bearings, etc. You will have made up a satisfactory Buick replacement assembly.

UNIVERSAL JOINTS

A.C.F. - BRILL

1939 to 1942 Model 25P, 26S, 26U, 29P, 31S

BETWEEN TRANSMISSION AND AXLE

7EQ-7039

1934 to 1940 Model Trolley Car, 30SMT
Trackless Trolley

BETWEEN ELECTRIC MOTOR AND AXLE

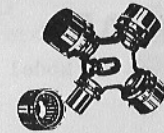
7EQ-7039

AEROCOACH

1940 to 1946 Model P-29, P-33 Parlor Car

BETWEEN TRANSMISSION AND AXLE

7EQ-7039



1938 to 1942 Model D, E, EC, PB, 4 Speed Trans.

BETWEEN TRANSMISSION AND AXLE

8MTH-7039

1938 to 1941 Model D, E, PB, 3 Speed Trans.

BETWEEN TRANSMISSION AND AXLE

01T-7039

AHRENS-FOX Fire Engine


1937 to 1940 Model S

BETWEEN TRANSMISSION AND PUMP

7EQ-7039

BETWEEN PUMP AND AXLE

7EQ-7039



ALLIS CHALMERS

1945 to 1946 Model HD-5 Tractor

BETWEEN CLUTCH AND TRANSMISSION

01T-7039

Page 11

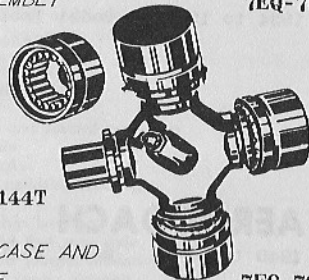
UNIVERSAL JOINTS

AMERICAN LAFRANCE Fire Engine

1941 to 1946 Model M190, 600, B600, 565, M565,
575, 585, M585

USES COMPLETE ASSEMBLY

7EQ-7039



AUTOCAR

1940 to 1945 Model U7144T, U8144, U8144T

BETWEEN TRANSFER CASE AND
FRONT AXLE

7EQ-7039

1940 to 1943 Model M2, M3, M4, M13, M15,
T19, T30 U.S. Army half-track

POWER TAKE-OFF ASSEMBLY

01Y-7039

BETWEEN TRANSFER CASE AND FRONT AXLE

8MTH-7039

1940 to 1941 Model U2044, U4044, U4144
U5044 U.S. Army 4 x 4

BETWEEN TRANSMISSION AND TRANSFER CASE
BETWEEN TRANSFER CASE AND REAR AXLE

7EQ-7039

7EQ-7039

BETWEEN TRANSFER CASE AND FRONT AXLE

8MTH-7039

1940 to 1948 Model C30, C30T, C40, C40T, C50, C50T,
C60, U30, U30T, U40, U40D, U40T,
U50, U50T, U60, U60D,
C4062, C4064, C5062

BETWEEN TRANSMISSION AND AXLE

7EQ-7039

BETWEEN TRANS. AND AMIDSHIP BEARING

7EQ-7039

BETWEEN AMIDSHIP AND AXLE

7EQ-7039



UNIVERSAL JOINTS

AUTOCAR

1940 to 1942 Model C6044, C7044

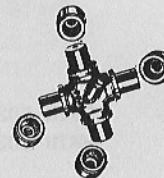
BETWEEN TRANSFER CASE AND FRONT AXLE

7EQ-7039

BETWEEN TRANSFER CASE AND REAR AXLE

7EQ-7039

1940 to 1942 Model C10, C10T, C20, C20T, DC10,
DC20, U10, U10T, U20, U20T



BETWEEN TRANSMISSION AND AXLE

8MTH-7039

BETWEEN TRANS. AND AMIDSHIP BEARING

8MTH-7039

BETWEEN AMIDSHIP AND AXLE

8MTH-7039

1937 to 1939 Model A, B, BL, BLT, BM, BMT, UA, UB

BETWEEN TRANSMISSION AND AXLE

8MTH-7039


BETWEEN TRANS. AND AMIDSHIP BEARING

8MTH-7039

BETWEEN AMIDSHIP AND AXLE

8MTH-7039

1936 to 1939 Model D, DLP, DP, RL, RLS, RM, RMT,
UD, UDP, URL, URLS,
1-TR, 1-UTR, 6x2RL, 6x2UD



BETWEEN TRANSMISSION AND AXLE

7EQ-7039

BETWEEN TRANS. AND AMIDSHIP BEARING


7EQ-7039

BETWEEN AMIDSHIP AND AXLE

7EQ-7039

AVAILABLE

1944 to 1945 Model CS250SP, CS400LSP, CS500SP,
CS550SP



BETWEEN TRANS. AND AMIDSHIP BEARING

7EQ-7039

BETWEEN AMIDSHIP AND AXLE

7EQ-7039

1942 Model C400LB Bus

BETWEEN TRANS. AND AMIDSHIP BEARING

7EQ-7039

BETWEEN FIRST & SECOND AMIDSHIP BEARING

7EQ-7039

BETWEEN AMIDSHIP AND AXLE


7EQ-7039

UNIVERSAL JOINTS

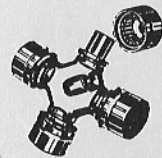
AVAILABLE

1940 to 1941 Model P106, WS115, WS125, X110, X120
 BETWEEN TRANS. AND AMIDSHIP BEARING 01T-7039
 BETWEEN AMIDSHIP AND AXLE 01T-7039

1939 to 1942 Model C100, C200, C250, C300, C350,
 C400, WS145, WS175, WS185,
 X140, X170, X220
 BETWEEN TRANS. AND AMIDSHIP BEARING 8MTH-7039
 BETWEEN AMIDSHIP AND AXLE 8MTH-7039



1939 to 1941 Model C500, C550, C600, C650, WS245, WS255,
 WS285, WS305, WS315, X250, X280,
 X310, X320, X320SW
 BETWEEN TRANS. AND AMIDSHIP BEARING 7EQ-7039
 BETWEEN AMIDSHIP AND AXLE 7EQ-7039
 BETWEEN FIRST AND SECOND REAR
 AXLE (INTERAXLE) 7EQ-7039



1939 Model X110, X120, WS115, WS125
 BETWEEN TRANS. AND AMIDSHIP BEARING 8MTH-7039
 BETWEEN AMIDSHIP AND AXLE 8MTH-7039



1936 to 1937 Model P-105
 BETWEEN TRANSMISSION AND AXLE 01T-7039

BEAVER METROPOLITAN COACH

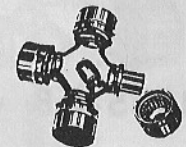
1940 to 1946 Model 25PT, 31PT, 35PT
 Rear Engine Coach (Timken
 Axle 56410 & 53577)
 BETWEEN TRANSMISSION AND AXLE 7EQ-7039

UNIVERSAL JOINTS

BEAVER METROPOLITAN COACH

1938 to 1946 Model 24PT, 25PT, 31PT Rear Eng. Coach
 1938 to 1939 140 Coach (B-L 2331 Trans.)
 BETWEEN TRANSMISSION AND AXLE 8MTH-7039

1938 to 1940 Model 50, 150-A & 150-H Bus
 BETWEEN TRANS. AND AMIDSHIP BEARING 8MTH-7039
 BETWEEN AMIDSHIP AND AXLE 8MTH-7039




BECK Bus

1940 to 1946 Model CE-220, LL-185, ML-185, ML-220
 BETWEEN TRANSMISSION AND AXLE 7EQ-7039

1938 to 1945 Model Special Steelliner
 BETWEEN TRANS. AND AMIDSHIP BEARING 8MTH-7039
 BETWEEN FIRST & SECOND AMIDSHIP BEARING 8MTH-7039
 BETWEEN AMIDSHIP AND AXLE 8MTH-7039

1938 to 1943 Model Pusher Coach, Super Steelliner
 BETWEEN TRANSMISSION AND AXLE 8MTH-7039



BROCKWAY

1944 to 1948 Model 146W, 152W, 154W
 BETWEEN TRANS. AND AMIDSHIP BEARING 7EQ-7039
 BETWEEN FIRST & SECOND AMIDSHIP BEARING 7EQ-7039
 BETWEEN AMIDSHIP AND AXLE 7EQ-7039

UNIVERSAL JOINTS

BROCKWAY 1944-48

1944 to 1948 Model 88WH



BETWEEN TRANS. AND AMIDSHIP BEARING
BETWEEN FIRST & SECOND AMIDSHIP BEARING
BETWEEN AMIDSHIP AND AXLE

8MTH-7039
8MTH-7039
8MTH-7039


1944-48 Model 88W

BETWEEN TRANS. AND AMIDSHIP BEARING
BETWEEN FIRST & SECOND AMIDSHIP BEARING
BETWEEN AMIDSHIP AND AXLE

01T-7039
01T-7039
01T-7039

1935-48

Model 146, M146, 147, 148, M148, 152, M152, 153, 154, 155, M155, 156, 162, M162, 166, M166



BETWEEN TRANSMISSION AND AXLE
BETWEEN TRANS. AND AMIDSHIP BEARING
BETWEEN FIRST & SECOND AMIDSHIP BEARING
BETWEEN AMIDSHIP AND AXLE

7EQ-7039
7EQ-7039
7EQ-7039
7EQ-7039

1935-48

Model 150X4, 150X5, 160X, 162, 166, 170X, 195X with Aux. Trans.

BETWEEN TRANS. AND AUXILIARY TRANS.

7EQ-7039

1941-48

Model 92, M92, 94, M94, 96, M96, 110, M110, 112, M112, 125X, M125X, 128, M128, 130, M130



BETWEEN TRANSMISSION AND AXLE
BETWEEN TRANS. AND AMIDSHIP BEARING
BETWEEN FIRST & SECOND AMIDSHIP BEARING
BETWEEN AMIDSHIP AND AXLE

8MTH-7039
8MTH-7039
8MTH-7039
8MTH-7039

1935-48

Model 78, 83, M83, 87, 88, M88, 90X


BETWEEN TRANSMISSION AND AXLE
BETWEEN TRANS. AND AMIDSHIP BEARING
BETWEEN FIRST & SECOND AMIDSHIP BEARING
BETWEEN AMIDSHIP AND AXLE

01T-7039
01T-7039
01T-7039
01T-7039

UNIVERSAL JOINTS

BROCKWAY 1935-48

1935 to 1948 Model 145, M145, 150X4, M150X4, 150X5, M150X5, 160X, 165X, 170X, 195X

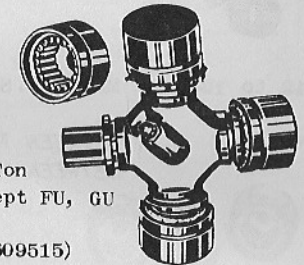


BETWEEN TRANSMISSION AND AXLE
BETWEEN TRANS. AND AMIDSHIP BEARING
BETWEEN FIRST & SECOND AMIDSHIP BEARING
BETWEEN AMIDSHIP AND AXLE

7EQ-7039
7EQ-7039
7EQ-7039
7EQ-7039

CHEVROLET 1941-51

1941 to 1951 Model "A L L" Utility
1941 to 1951 Model "A L L" 1, 1½, 2 Ton
1941 to 1951 Model "A L L" 1 Ton Except FU, GU
1941 to 1951 Model ¾ Ton Rear Only
(Chevrolet Part Number 609515)




COMPLETE ASSEMBLIES
BETWEEN TRANSMISSION AND AXLE
BETWEEN FIRST & SECOND AMIDSHIP BEARING
BETWEEN AMIDSHIP AND AXLE

01T-7039
01T-7039
01T-7039
01T-7039

1941-51

Model "A L L" School Buses; Bus Chassis



BETWEEN TRANSMISSION AND AXLE
BETWEEN FIRST & SECOND AMIDSHIP BEARING
BETWEEN AMIDSHIP AND AXLE

01T-7039
01T-7039
01T-7039

1941 to 1948

Model AL, AM, BL, BM, DR, ER; All ¾ Ton

BETWEEN AMIDSHIP AND AXLE

01T-7039

1939 to 1940

Model VE, VF, WD (C.O.E.)


BETWEEN TRANSMISSION AND AXLE

01T-7039

UNIVERSAL JOINTS

CHEVROLET

1941 to 1943 Model U.S. Army 4x4 NL, NM, YL,
YM, ZL, ZM



POWER TAKE-OFF ASSEMBLY


21C-7039 or
01Y-7039

1942 to 1943 Model U.S. Army M6 Armored Car 4x4

BETWEEN TRANSFER CASE & FRONT AXLE
BETWEEN TRANSFER CASE & REAR AXLE

7EQ-7039
7EQ-7039

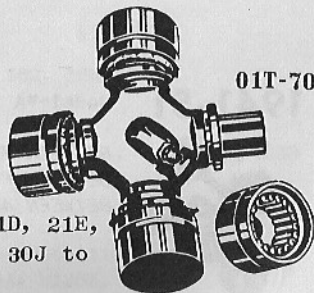
1941 to 1943 Model U.S. Army 4x4 NE, NF, NH, NJ to
NQ, NZ, YA, YB, YC, YG, YH, YJ,
YK, YL, YM, YN, YQ, YZ, ZE, ZG,
ZH, ZL, ZM, ZQ



A L L LOCATIONS
COMPLETE ASSEMBLY

01T-7039

1941 to 1943 Model U.S. Army 20D, 21D, 21E,
21F, 30A to 30F, 30J to
30N, 31A, 31B



A L L LOCATIONS
COMPLETE ASSEMBLY

01T-7039

1942 to 1943 Model U.S. Army M6 Armored Car 4x4

BETWEEN TRANS. AND TRANSFER CASE

8MTH-7039

UNIVERSAL JOINTS

CHEVROLET - Canadian

1934 to 1946 Model $\frac{3}{4}$ to 3 Ton (Mapleleaf) 1620, 1642,
1643, 1649, 1670, 1680, 1750,
1760, 1770, 1780, 1850, 1860, 1870

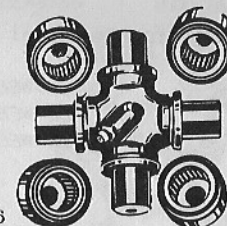
BETWEEN TRANSMISSION AND AXLE
BETWEEN TRANS. AND AMIDSHIP BEARING
BETWEEN AMIDSHIP AND AXLE

01T-7039
01T-7039
01T-7039

1940 to 1946 Model 1420, 1435, 1530, 1540,
1533X2, 1543X2

COMPLETE SPICER ASSEMBLY

01T-7039



CLARKTOR 6 Tractor

1941 to 1946 Model Mill 33, 40, 44, 50,
Standard 18, 20, 24, 26

BETWEEN TRANSMISSION AND AXLE

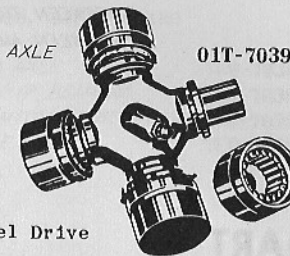
01T-7039

CLEVELAND Trencher

1934 to 1946 Model 95, 110, 140, 90,
170, 75-G, 80-G

BETWEEN TRANSMISSION AND AXLE

01T-7039



COLEMAN

1939 to 1941 Model G52 & G53 Four Wheel Drive

BETWEEN TRANSFER CASE & FRONT AXLE

7EQ-7039


BETWEEN TRANSFER CASE & REAR AXLE

7EQ-7039

UNIVERSAL JOINTS

CORBITT

1936 to 1942 Model F-18, F-19, 50SD6



BETWEEN TRANSMISSION AND TRANSFER CASE 7EQ-7039
 BETWEEN TRANSFER CASE AND FRONT AXLE 7EQ-7039
 BETWEEN TRANSFER CASE AND REAR AXLE 7EQ-7039

1937 to 1941 Model 18BT, D18BT

BETWEEN TRANSMISSION AND AXLE 7EQ-7039

1938 to 1941 Model 21B




BETWEEN TRANS. AND AMIDSHIP BEARING 7EQ-7039
 BETWEEN FIRST & SECOND AMIDSHIP BEARING 7EQ-7039
 BETWEEN AMIDSHIP AND AXLE 7EQ-7039

1938 to 1941 Model 14BT

BETWEEN TRANSMISSION AND AXLE 8MTH-7039

1935 to 1943 Model 12B, 13B, 14B, 17B

BETWEEN TRANS. AND AMIDSHIP BEARING 8MTH-7039
 BETWEEN AMIDSHIP AND AXLE 8MTH-7039



DART


1933 to 1946 Model 50G, 50G Special, 60G, 70DR, 1000, 1500

COMPLETE SPICER ASSEMBLY 7EQ-7039

UNIVERSAL JOINTS

DART

1936 to 1942 Model 60G, 60DR, 70, 70DR




BETWEEN TRANSMISSION AND AUXILIARY TRANSMISSION 7EQ-7039

DIAMOND T 1938-48

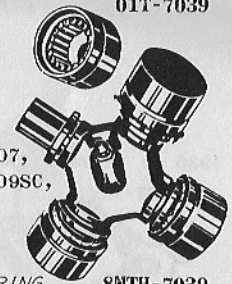
1938 to 1948 Model 301, 304, 305, 305C, 306, 306C, 306SC, 307, 401, 402, 404, 404C, 404SC, 405, 80, 201, 201C, 201SC

BETWEEN TRANSMISSION AND AXLE 01T-7039
 BETWEEN TRANS. AND AMIDSHIP BEARING 01T-7039
 BETWEEN AMIDSHIP AND AXLE 01T-7039

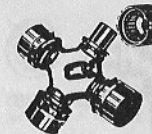
1938--48 Model 404H, 404HH, 406, 406H, 507, 509, 509H, 509SC, 509H, 509SC, 513, 513C, 607, 611, 612, 612C, 612SC, 613



BETWEEN TRANS. AND AMIDSHIP BEARING 8MTH-7039
 BETWEEN FIRST & SECOND AMIDSHIP BEARING 8MTH-7039
 BETWEEN AMIDSHIP AND AXLE 8MTH-7039
 BETWEEN TRANSMISSION AND AXLE 8MTH-7039



1940 to 1946 Model 614, 614C, 614H, 615, 615C, 614HD



BETWEEN TRANSMISSION AND AXLE 7EQ-7039
 BETWEEN TRANS. AND AMIDSHIP BEARING 7EQ-7039
 BETWEEN FIRST & SECOND AMIDSHIP BEARING 7EQ-7039
 BETWEEN AMIDSHIP AND AXLE 7EQ-7039

1940 to 1943 Model U.S. Army Half-Track M2, M3, M4, M13, M15, T19, T30

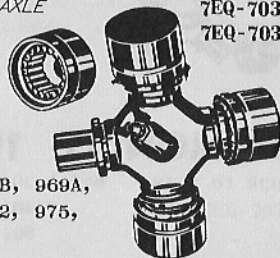
BETWEEN TRANSFER CASE & FRONT AXLE 8MTH-7039

UNIVERSAL JOINTS

DIAMOND T

1938 to 1941 Model D-30, 609, 614, 614C, 614SC
702, 614HD

BETWEEN TRANS. AND AMIDSHIP BEARING 7EQ-7039
BETWEEN TRANSMISSION AND AXLE 7EQ-7039
BETWEEN AMIDSHIP AND AXLE 7EQ-7039




1940 to 1945 Model 967, 968, 968A, 968B, 969A,
969B, 970, 970A, 972, 975,
975A, U.S. Army 6x6

BETWEEN TRANSFER CASE AND FRONT AXLE 7EQ-7039

BETWEEN FIRST AND SECOND REAR
AXLES (INTERAXLE) 7EQ-7039

1936 to 1939 Model 412-B, 412-DR with Aux.
Trans., 412-SWD-251

BETWEEN TRANS. AND TRANSFER CASE 7EQ-7039



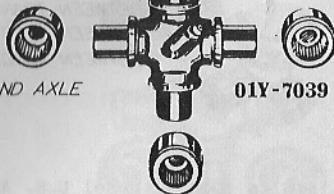
1936 to 1938 Model 221, 228, 244, 313, 320, 353

BETWEEN TRANS. AND AMIDSHIP BEARING 8MTH-7039
BETWEEN AMIDSHIP AND AXLE 8MTH-7039



1937 Model 80 (119" W.B.)

BETWEEN TRANSMISSION AND AXLE 01Y-7039



1936 to 1938 Model 360


BETWEEN AMIDSHIP AND AXLE 7EQ-7039

UNIVERSAL JOINTS

DIAMOND T

1937 to 1938 Model D-20, D21

BETWEEN TRANS. AND AMIDSHIP BEARING 8MTH-7039
BETWEEN AMIDSHIP AND AXLE 8MTH-7039



DIVCO


1944 to 1946 Model ULM

BETWEEN TRANSMISSION & AMIDSHIP
BEARING 01T-7039

BETWEEN AMIDSHIP AND AXLE 01T-7039

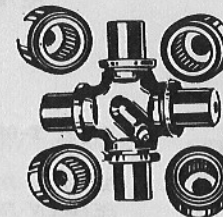
1937 to 1946 Model U, UB, UM

BETWEEN TRANSMISSION
AND AXLE 01Y-7039 or
21C-7039



1938 to 1940 Model UL

BETWEEN TRANSMISSION AND
AMIDSHIP BEARING 01Y-7039 or
21C-7039



DODGE Canadian

1942 to 1945 Model T110, T222 Military


BETWEEN TRANSMISSION AND AXLE 8MTH-7039
BETWEEN TRANS. AND AMIDSHIP BEARING 8MTH-7039
BETWEEN AMIDSHIP AND AXLE 8MTH-7039

UNIVERSAL JOINTS

DODGE Canadian

1941 to 1946

Model DCM4-05, DC5-20, DC5-36, DC5-60,
DC5-78, DC6-36, DC6-60, DC6-78,
DC7-20, DC7-36, DC7-60, DC7-78,
DCM7-05, DCM7-29, DCM7-59,
DD5-20, DD5-36, DD5-60, DD5-78,
DD6-36, DD6-60, DC7-78, DCM7-05,
DCM7-29, DCM7-59, DD5-20, DD5-36,
DD6-78, DD7-20, DD7-36, DD7-60,
DD7-78, DDM7-05, DDM7-29, DDM7-59



A L L ASSEMBLIES

8MTH-7039

1941 to 1946

Model DC3-35, DC3-60, DCM3-05, DCM3-29,
DCM3-39, DCM3-59, DC4-35, DC4-60,
DC4-90, DCM4-05, DCM4-29, DCM4-59,
DD3-35, DD3-60, DDM3-05, DDM3-29,
DDM3-59, DD4-35, DD4-60, DD4-90,
DDM4-05, DDM4-29, DDM4-59



A L L ASSEMBLIES

01T-7039

1940

Model T-100, T-101, T-107, T-108

BETWEEN TRANSMISSION AND AXLE

8MTH-7039

BETWEEN TRANS. AND AMIDSHIP BEARING

8MTH-7039

BETWEEN AMIDSHIP AND AXLE

8MTH-7039



1940

Model T-98, T-99

BETWEEN TRANSMISSION AND AXLE

01T-7039

BETWEEN TRANS. AND AMIDSHIP BEARING

01T-7039

BETWEEN AMIDSHIP AND AXLE

01T-7039

1940

Model T-88, T-89

BETWEEN TRANSMISSION AND AXLE

01T-7039

UNIVERSAL JOINTS

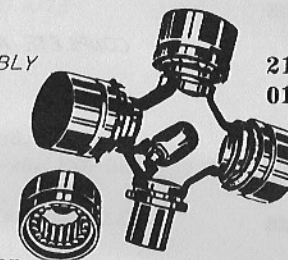
DODGE TRUCK 1950-51

1950 to 1951

Model B2B, B3B; $\frac{1}{2}$ Ton

3 & 4 Speed Transmission

COMPLETE ASSEMBLY



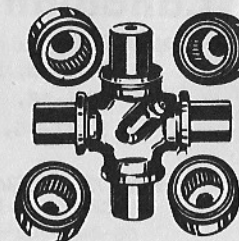
21C-7039 or
01Y-7039

1950-51

Model B2C, B3C; $\frac{3}{4}$ Ton

3 & 4 Speed Transmission

COMPLETE ASSEMBLY



21C-7039 or
01Y-7039

DUPLEX 1946-48

1946 to 1948

Model TH

COMPLETE SPICER ASSEMBLY

7EQ-7039

1940-43

Model T

BETWEEN TRANS. and AMIDSHIP BEARING

8MTH-7039

BETWEEN AMIDSHIP and AXLE

8MTH-7039


UNIVERSAL JOINTS

FARGO TRUCK 1950-51

1950 to 1951 Model F2B, F3B; $\frac{1}{2}$ Ton

COMPLETE ASSEMBLY

21C-7039 or
01Y-7039



FARGO Canadian

1941 to 1946

Model FL5-20, FL5-36, FL5-60, FL5-78,
FL6-36, FL6-60, FL6-78, FL7-20,
FL7-36, FL7-60, FL7-88X, FL7-78,
FLM7-05, FLM7-29, FLM7-59

COMPLETE ASSEMBLY

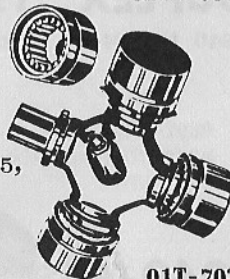
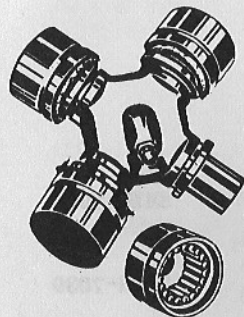
8MTH-7039

1941 to 1946

Model FL3-35, FL3-60, FL4-35,
FL4-60, FL4-90, FLM3-05,
FLM3-29, FLM3-59, FLM4-05,
FLM4-29, FLM4-59

BETWEEN TRANSMISSION AND
AMIDSHIP BEARING

BETWEEN AMIDSHIP AND AXLE



01T-7039

01T-7039

1941 to 1946

Model FK5-20, FK7-20

BETWEEN TRANS. AND AMIDSHIP BEARING
INTERMEDIATE
BETWEEN AMIDSHIP AND AXLE

8MTH-7039

8MTH-7039


8MTH-7039

UNIVERSAL JOINTS

FARGO Canadian

1941 to 1946

Model FKM7-59, FK5-60, FK5-78,
FK6-60, FK6-78, FK7-60, FK7-78



BETWEEN TRANS. AND AMIDSHIP BEARING
BETWEEN AMIDSHIP AND AXLE

8MTH-7039

8MTH-7039

1941 to 1946

Model FKM5-36, FK7-36, FKM7-05,
FKM7-29, FK6-36

BETWEEN TRANSMISSION AND AXLE

8MTH-7039

1941 to 1946

Model FKM3-59, FKM4-59, FK3-60,
FK4-60, FK4-90

BETWEEN TRANS. AND AMIDSHIP BEARING
BETWEEN AMIDSHIP AND AXLE

01T-7039

01T-7039

1941 to 1946

Model FKM3-05, FKM-05, FKM3-29,
FK3-35, FKM4-29, FK4-35

BETWEEN TRANSMISSION AND AXLE

01T-7039

1940

Model T88, T89, T98, T99

BETWEEN TRANS. AND AMIDSHIP BEARING
BETWEEN AMIDSHIP AND AXLE
BETWEEN TRANSMISSION AND AXLE

01T-7039

01T-7039

01T-7039

1937 to 1940

Model T40, T73, T74, T77, T100, T101,
T107, T108

BETWEEN TRANS. AND AMIDSHIP BEARING
BETWEEN AMIDSHIP AND AXLE
BETWEEN TRANSMISSION AND AXLE

8MTH-7039

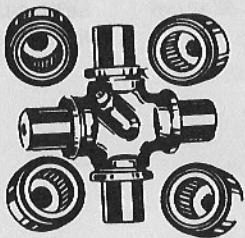
8MTH-7039

8MTH-7039

UNIVERSAL JOINTS

FEDERAL TRUCK 1933-48

1933 to 1948 Model DM, 9, 10, 11, 11^H, 12, 14, 15, 16, 17, 18, 18M, 18M2, 20, 75, 76, 77, 80, C.O.E.

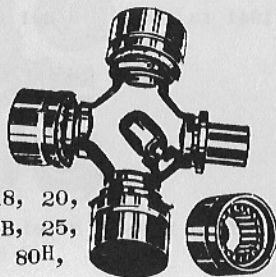


COMPLETE ASSEMBLY

01T-7039

1934-48

Model 15H, D15, 18H, D18, 20, 20H, D20, 21B, 22B, 25, 25H, 28, 75H, 80, 80^H, 85, 85H, C.O.E.

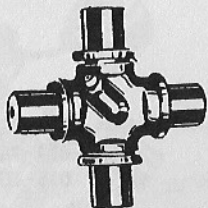


COMPLETE ASSEMBLY

8MTH-7039

1935-48

Model D25, 29, 29H, 29M, 29MA, 29M2, D29, 35, 40, 45, 89, 89H, 90, 92, C.O.E.



COMPLETE ASSEMBLY

7EQ-7039



UNIVERSAL JOINTS

FEDERAL

1944 to 1948 Model 24Q2, 25M, 25M2, 25Q



BETWEEN TRANS. AND AMIDSHIP BEARING
BETWEEN AMIDSHIP AND AXLE

8MTH-7039

8MTH-7039

1944 to 1948 Model 16M, 16M2, 16Q, 16Q2, 18M, 18Q, 18Q2

BETWEEN TRANS. AND AMIDSHIP BEARING
BETWEEN AMIDSHIP AND AXLE

01T-7039

01T-7039

1944 to 1948 Model 29M, 29M2, 29MA, 29ML, 29ML2, 29MLA, 29Q, 29Q2, 29QA, 29QL, 29QL2, 29QLA, 35M, 35M2, 35MA, 355, 355A, 3501, 3502, 3503, 3552



BETWEEN TRANS. AND AMIDSHIP BEARING
BETWEEN AMIDSHIP AND AXLE

7EQ-7039

7EQ-7039

1943 Model 2G, 3G- U.S. Army

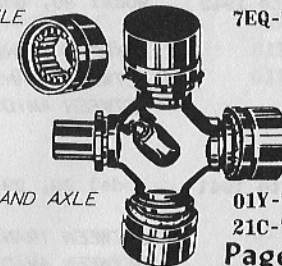
COMPLETE SPICER ASSEMBLY

8MTH-7039

1941 Model 94 x 43 U.S. Army 4 Wheel Drive

BETWEEN TRANSFER CASE AND
FRONT AXLE

7EQ-7039



1939 to 1941 Model 7, M7, 8, M8

BETWEEN TRANSMISSION AND AXLE

01Y-7039 or

21C-7039

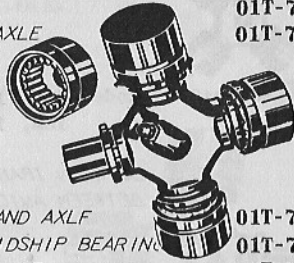
Page 29

UNIVERSAL JOINTS

FEDERAL

1940 to 1943 Model 16, 17, 18


BETWEEN TRANSMISSION AND AXLE 01T-7039
 BETWEEN TRANS. AND AMIDSHIP BEARING 01T-7039
 INTERMEDIATE 01T-7039
 BETWEEN AMIDSHIP AND AXLE 01T-7039



1940 to 1943 Model 75, 76, 77

BETWEEN TRANSMISSION AND AXLF 01T-7039
 BETWEEN TRANS. AND AMIDSHIP BEARING 01T-7039
 BETWEEN AMIDSHIP AND AXLE 01T-7039


1939 to 1943 Model 12, 14



BETWEEN TRANSMISSION AND AXLE 01T-7039
 BETWEEN TRANS. AND AMIDSHIP BEARING 01T-7039
 BETWEEN AMIDSHIP AND AXLE 01T-7039

1939 to 1943 Model D15, D18, D20, 20, 25, 202, 252

BETWEEN TRANSMISSION AND AXLE 8MTH-7039
 BETWEEN TRANS. AND AMIDSHIP BEARING 8MTH-7039
 INTERMEDIATE 8MTH-7039
 BETWEEN AMIDSHIP AND AXLE 8MTH-7039



1938 to 1943 Model 80, 802, 85, 85H, 852

BETWEEN TRANSMISSION AND AXLE 8MTH-7039
 BETWEEN TRANS. AND AMIDSHIP BEARING 8MTH-7039
 BETWEEN AMIDSHIP AND AXLE 8MTH-7039

1935 to 1941 Model 29, 29H, 292, 40, 402, 29K

BETWEEN TRANSMISSION AND AXLE 7EQ-7039
 BETWEEN AMIDSHIP AND AXLE 7EQ-7039

UNIVERSAL JOINTS

FEDERAL

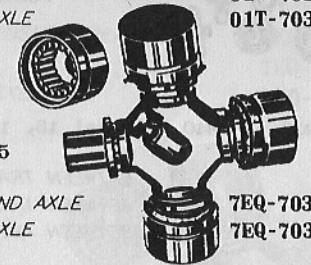
1937 to 1943 Model 25, 25H, 252, 15H, 18H, 20H, 75H, 80H, 85H, 852



BETWEEN TRANSMISSION AND AXLE 8MTH-7039
 BETWEEN TRANS. AND AMIDSHIP BEARING 8MTH-7039
 INTERMEDIATE 8MTH-7039
 BETWEEN AMIDSHIP AND AXLE 8MTH-7039

1937 to 1943 Model 75, 80, 802

BETWEEN TRANSMISSION AND AXLE 01T-7039
 BETWEEN TRANS. AND AMIDSHIP BEARING 01T-7039
 BETWEEN AMIDSHIP AND AXLE 01T-7039



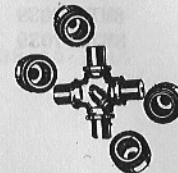
1937 to 1941 Model 89, 89H, 892, D25

BETWEEN TRANSMISSION AND AXLE 7EQ-7039
 BETWEEN AMIDSHIP AND AXLE 7EQ-7039

1936 to 1943 Model 10, 11, 11H

BETWEEN TRANSMISSION AND AXLE 01T-7039
 BETWEEN TRANS. AND AMIDSHIP BEARING 01T-7039
 BETWEEN AMIDSHIP AND AXLE 01T-7039

1936 to 1940 Model 202



BETWEEN TRANSMISSION AND AXLE 01T-7039
 BETWEEN TRANS. AND AMIDSHIP BEARING 01T-7039
 BETWEEN AMIDSHIP AND AXLE 01T-7039

1937 to 1940 Model 15, 18, 20

INTERMEDIATE 01T-7039

UNIVERSAL JOINTS

FEDERAL

1935 to 1941 Model 29, 29H, 292, 40, 402, 29K

BETWEEN TRANSMISSION AND AXLE
BETWEEN AMIDSHIP AND AXLE

7EQ-7039
7EQ-7039

1937 to 1940 Model 15, 18 & 20 with Aux.

BETWEEN AUXILIARY TRANSMISSION
AND AXLE

8MTH-7039

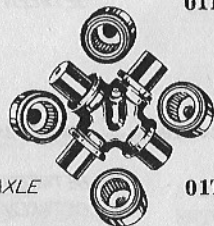
BETWEEN TRANSMISSION AND
AUXILIARY TRANSMISSION

01T-7039

1933 to 1940 Model 15, 18, 20

BETWEEN TRANSMISSION AND AXLE
BETWEEN TRANS. AND AMIDSHIP BEARING
BETWEEN AMIDSHIP AND AXLE

01T-7039
01T-7039
01T-7039



1937 Model 9


BETWEEN TRANSMISSION AND AXLE

01T-7039

1935 to 1937 Model 28

BETWEEN TRANSMISSION AND AXLE
BETWEEN TRANS. AND AMIDSHIP BEARING
BETWEEN AMIDSHIP AND AXLE

8MTH-7039
8MTH-7039
8MTH-7039



1933 to 1937 Model 25

BETWEEN TRANSMISSION AND AXLE
BETWEEN TRANS. AND AMIDSHIP BEARING
BETWEEN AMIDSHIP AND AXLE

8MTH-7039
8MTH-7039
8MTH-7039


UNIVERSAL JOINTS

FITZJOHN

1938 to 1948 Model 300, 310, 325, 500, 510 Coach

BETWEEN TRANSMISSION AND
AMIDSHIP BEARING
INTERMEDIATE
BETWEEN AMIDSHIP AND AXLE

8MTH-7039
8MTH-7039
8MTH-7039



1947 to 1948 Model 510-H, 2 Speed Axle

BETWEEN TRANS. AND AMIDSHIP BEARING
INTERMEDIATE
BETWEEN AMIDSHIP AND AXLE

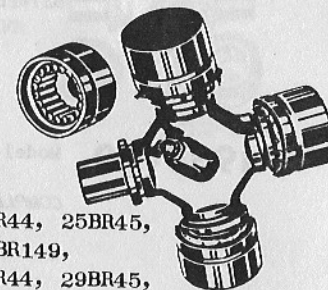
7EQ-7039
7EQ-7039
7EQ-7039

FLEXIBLE

1939 to 1946 Model 25BR41, 25BR42, 25BR44, 25BR45,
25BR46, 25BR140, 25BR149,
29BR41, 29BR42, 29BR44, 29BR45,
29BR46, 29BR140, 29BR149, 33BR41

BETWEEN TRANSMISSION AND AXLE

7EQ-7039



1938 to 1945 Model 21CR41, 21CR42, 21CR70, 21CR70B,
25CR41, 25CR42, 25CTX, 25CR45,
25CR70, 25CR70B, 25CR78,
25CR79, 25CR80

BETWEEN TRANSMISSION AND AXLE


8MTH-7039

UNIVERSAL JOINTS

FOUR WHEEL DRIVE

1937 to 1941 Model HS

BETWEEN TRANS. AND TRANSFER CASE 8MTH-7039
 BETWEEN TRANSFER CASE AND FRONT AXLE 8MTH-7039
 BETWEEN TRANSFER CASE AND REAR AXLE 8MTH-7039




G.M.C. 1939-50

1939 to 1950 Model 700 ACW, AFW

BETWEEN TRANSFER CASE AND FIRST REAR AXLE 7EQ-7039
 BETWEEN TRANSFER CASE AND JOURNAL MOUNTING 7EQ-7039
 BETWEEN JOURNAL MOUNTING AND SECOND REAR AXLE 7EQ-7039

1939-50

Model 650 AC, AF
 COMPLETE ASSEMBLY



7EQ-7039

1939-50

Model 600 ACW, AFW

BETWEEN TRANSFER CASE AND FIRST REAR AXLE 8MTH-7039
 BETWEEN TRANSFER CASE AND JOURNAL MOUNTING 8MTH-7039
 BETWEEN JOURNAL MOUNTING AND SECOND REAR AXLE 8MTH-7039
 BETWEEN TRANSMISSION AND TRANSFER CASE 7EQ-7039

1939-50

Model 600 AC, AF, ACT, AFT
 COMPLETE ASSEMBLY

7EQ-7039


UNIVERSAL JOINTS

G.M.C. 1939-50

1939 to 1950 Model 550 ADC, ADE

COMPLETE ASSEMBLY

7EQ-7039



1939-50

Model 550 AC, AF

COMPLETE ASSEMBLY

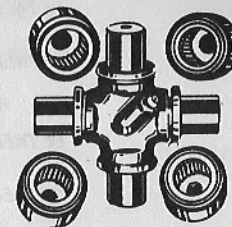
8MTH-7039

1939-50

Model 520 ACS

COMPLETE ASSEMBLY

8MTH-7039



1939-50

Model 520 AC, AF, ACR, ADC
 520 ACX, ADC, ADCR, AFR
 520 ADF, ADFR
 500 ADC, ADF, AFX

COMPLETE ASSEMBLY

7EQ-7039

1939-50

Model 500 AC, AF, AFT, ACT, ACS

COMPLETE ASSEMBLY

8MTH-7039

1939-50

Model 470 EC, EF

COMPLETE ASSEMBLY

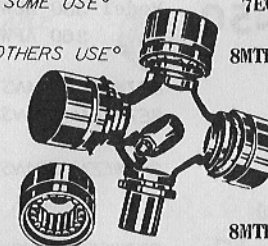
SOME USE°

7EQ-7039

COMPLETE ASSEMBLY

OTHERS USE°

8MTH-7039



1939-50

Model 460 AF

COMPLETE ASSEMBLY

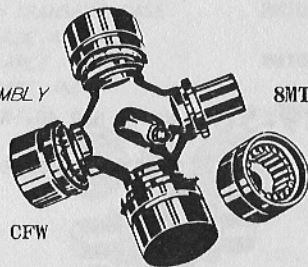
8MTH-7039
 Page 35

UNIVERSAL JOINTS

G.M.C. 1939-50

1939 to 1950 Model 450 AC, AF, CC, CF, EC, FF
450 ACX, CCX, ACS, CCS
450 ECS, FCS
410 AF

COMPLETE ASSEMBLY



8MTH-7039

1939-50

Model 400 ACW, CCW, CFW
410 AFW

BETWEEN TRANS. AND AMIDSHIP BEARING
BETWEEN TRANS. AND TRANSFER CASE
BETWEEN TRANSFER CASE AND
CENTER BEARING
BETWEEN JOURNAL MOUNTING AND
SECOND REAR AXLE

8MTH-7039

8MTH-7039

8MTH-7039

8MTH-7039

BETWEEN TRANSFER CASE AND
FIRST REAR AXLE
BETWEEN TRANSFER CASE AND
JOURNAL MOUNTING

01T-7039

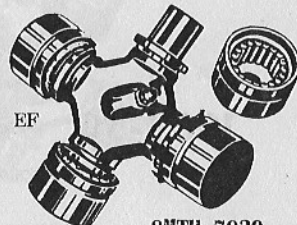
01T-7039

01T-7039

1939-50

Model 400 AC, AF, CC, CF, EC, EF
400 ACT, CCT, ACS, CCS
370 ECS, FCS

COMPLETE ASSEMBLY



8MTH-7039

1939-50

Model 350 ACW, CCW, CFW, ACKW, AFX
360 AFW

BETWEEN TRANS. AND TRANSFER CASE
BETWEEN TRANSFER CASE AND
FIRST REAR AXLE
BETWEEN TRANSFER CASE AND
JOURNAL MOUNTING

01T-7039

01T-7039

01T-7039

BETWEEN JOURNAL MOUNTING AND
SECOND REAR AXLE


8MTH-7039

UNIVERSAL JOINTS

G.M.C. 1939-50

1939 to 1950 Model 360 AF, AFT
310 AF, AFX
280 EC, ECX

COMPLETE ASSEMBLY



01T-7039

1939-50

Model 350 CCKW, ACKWX, ACKW
350 CCKWX, DUKW

COMPLETE ASSEMBLY

8MTH-7039

1939-50

Model 350 AC, AF, CC, CF, EC, EF
350 ACT, CCK, CPT, ACX
350 ACKX, AFX, ACS, CCS

COMPLETE ASSEMBLY


01T-7039

1939-50

Model 300 AC, AF, CC, CF, EC, EF
300 ACBX, ACS, ECS, FCS
240 AF, AFP, EF, EFP

COMPLETE ASSEMBLY

01T-7039



1939-50

Model 260 CC
250 AC, CCX, EC, CC, ECX

BETWEEN AMIDSHIP AND AXLE

01T-7039

1939-50

Model 150 AC, EC, CC

BETWEEN AMIDSHIP AND AXLE

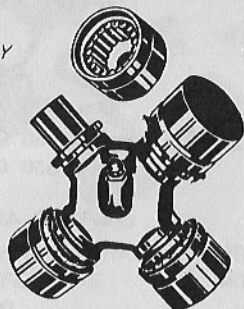
01T-7039

UNIVERSAL JOINTS

G.M.C. 1949-50

1949 to 1950 Model 520 HC, HF, HCS
600 HC, HF
650 HC, HF

COMPLETE ASSEMBLY

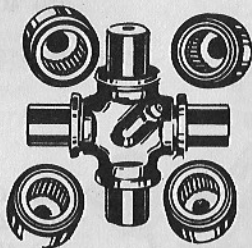


7EQ-7039

1947-50

Model 400 FC
450 CCX
450 FC, IF
470 FC

COMPLETE ASSEMBLY

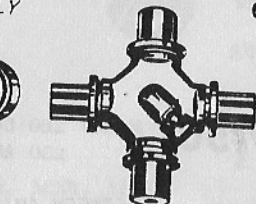


8MTH-7039

1947-50

Model 300 FC
350 FC, FF
250 FC
280 FC

COMPLETE ASSEMBLY



01T-7039

1947-50

Model 150 FC

BETWEEN AMIDSHIP AND AXLE

01T-7039

Often more than one joint is used... The complete assembly number given will replace both ends of joint shaft.

UNIVERSAL JOINTS

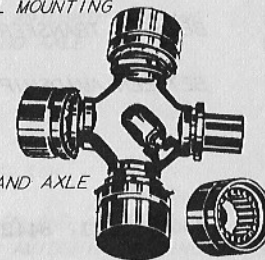
G.M.C.

1938 to 1939 Model 4929 & 4937 Six Wheel Drive

BETWEEN POWER DIVIDER AND
FIRST REAR AXLE
BETWEEN POWER DIVIDER AND
JOURNAL MOUNTING

01T-7039

01T-7039



1938


Model T155

BETWEEN AMIDSHIP AND AXLE

01T-7039

1937 to 1938

Model F23, F23H, F33, F33H,
T23, T23H, T33, T33H



BETWEEN TRANSMISSION AND AXLE
BETWEEN TRANS. AND AMIDSHIP BEARING
BETWEEN AMIDSHIP AND AXLE
INTERMEDIATE

8MTH-7039

8MTH-7039

8MTH-7039

8MTH-7039

1936 to 1939

Model 4272, 4407, 4933,
4936, Four Wheel Drive

BETWEEN TRANSFER CASE AND FRONT AXLE
BETWEEN TRANS. AND TRANSFER CASE

01T-7039

01T-7039

1936 to 1938

Model T23, T23H, T33, T33H



BETWEEN TRANS. AND AMIDSHIP BEARING
BETWEEN AMIDSHIP AND AXLE
INTERMEDIATE

8MTH-7039

8MTH-7039

8MTH-7039

1936 to 1938

Model T16, T16H, T18, T18H

BETWEEN TRANS. AND AMIDSHIP BEARING
BETWEEN AMIDSHIP AND AXLE

01T-7039

01T-7039

UNIVERSAL JOINTS

G.M.C. MAPLELEAF Canadian

1940 to 1945 Model 8443

BETWEEN TRANS. AND TRANSFER CASE 01T-7039

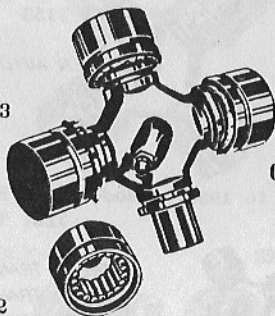
BETWEEN TRANSFER CASE AND FRONT AXLE 01T-7039

BETWEEN TRANSFER CASE AND AMIDSHIP BEARING 01T-7039

BETWEEN AMIDSHIP AND REAR AXLE 01T-7039

1940 to 1945 Model 8441, 8442, 8443

Winch DRIVE ASSEMBLY 01T-7039



1940 to 1945 Model 8440, 8441, 8442

BETWEEN TRANSFER CASE AND REAR AXLE 8MTH-7039

1940 to 1945 Model 8440, 8441, 8442

BETWEEN TRANS. AND TRANSFER CASE 01T-7039

BETWEEN TRANSFER CASE AND FRONT AXLE 01T-7039

1940 to 1945 Model 8444, 8445, 8448

BETWEEN TRANS. AND TRANSFER CASE 01T-7039

BETWEEN TRANSFER CASE AND FRONT AXLE 01T-7039

BETWEEN TRANSFER CASE AND REAR AXLE 01T-7039




1938 to 1946 Model 8421, 9750, 9850

BETWEEN TRANSMISSION AND AXLE 01T-7039

UNIVERSAL JOINTS

G.M.C. MAPLELEAF Canadian

1948 to 1948 Model 9420, 9435, 9530, 9540, 9660,
9670, 9680, 9770, 9780, 9860,
9870, 1660, 1670, 1680, 1760,
1770



BETWEEN TRANS. AND AMIDSHIP BEARING 01T-7039
BETWEEN AMIDSHIP AND AXLE 01T-7039

1934 to 1946 Model Mapleleaf $\frac{1}{2}$ -3 Ton

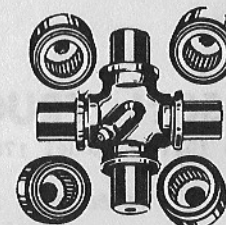
BETWEEN TRANSMISSION AND AXLE 01T-7039

BETWEEN TRANS. AND AMIDSHIP BEARING 01T-7039

BETWEEN AMIDSHIP AND AXLE 01T-7039

GRAMM

1940 to 1941 Model 71A, 76A, 86A, 96A




BETWEEN TRANSMISSION AND AXLE 7EQ-7039

BETWEEN TRANS. AND AMIDSHIP BEARING 7EQ-7039

BETWEEN AMIDSHIP AND AXLE 7EQ-7039

1940 to 1941 Model 46A, 56A



BETWEEN TRANSMISSION AND AXLE 8MTH-7039

BETWEEN TRANS. AND AMIDSHIP BEARING 8MTH-7039

INTERMEDIATE 8MTH-7039

BETWEEN AMIDSHIP AND AXLE 8MTH-7039

1940 to 1941 Model 11A, 21A, 31A, 41A

BETWEEN TRANSMISSION AND AXLE 01T-7039

BETWEEN TRANS. AND AMIDSHIP BEARING 01T-7039

INTERMEDIATE 01T-7039


BETWEEN AMIDSHIP AND AXLE 01T-7039

UNIVERSAL JOINTS

HAHN

1937 to 1945

Model H-18 & H-22



*BETWEEN TRANS. AND AMIDSHIP BEARING
BETWEEN AMIDSHIP AND AXLE*

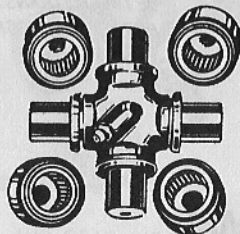
7EQ-7039
7EQ-7039

1937 to 1945

Model H-9 & H-13

*BETWEEN TRANSMISSION AND AXLE
BETWEEN TRANS. AND AMIDSHIP BEARING
BETWEEN AMIDSHIP AND AXLE*

8MTH-7039
8MTH-7039
8MTH-7039



HUDSON TRUCK

1941 to 1947

Model 178, $\frac{3}{4}$ Ton

BETWEEN TRANSMISSION AND AXLE

01Y-7039 or
21C-7039

INTERNATIONAL TRUCK 1950-51

1950 to 1951

Model L110, L111, L112, L120, L121, L122



FRONT & REAR ASSEMBLY

8M-7039

CENTER ASSEMBLY

8M-7042

*Slight difference permits conversion
over to Ford Assemblies°*

1950-51

Model LM120, LM121, LM122 (Metropolitan)

REAR ASSEMBLY

8M-7039

*Slight difference permits conversion
over to Ford Assembly°*

UNIVERSAL JOINTS


INTERNATIONAL TRUCK 1950-51

1950 to 1951

Model L-160, L-161, L-162, LC-160, LC-161,
LC-162, L-163, L-164, L-165

COMPLETE ASSEMBLY

8MTH-7039



1950-51

Model L-170, L-171, L-172,
L-173, L-174, L-175

COMPLETE ASSEMBLY

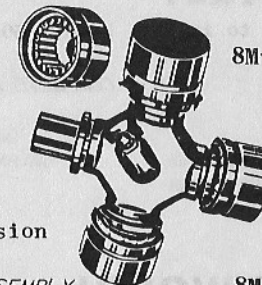
8MTH-7039

1945-49

Model K1, KB1, K2, KB2; 113" & 125" W.B.
3 Speed Transmission
CR TYPE

COMPLETE ASSEMBLY

8M-7039



1949

Model K1, KB1, K2, KB3;
3 Speed Transmission

COMPLETE REAR ASSEMBLY

8M-7039

1943

Model M5, M9, M14; U.S. ARMY Half Track

POWER TAKE-OFF ASSEMBLY

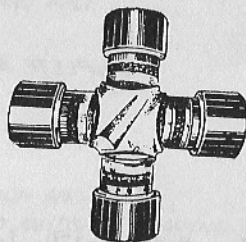
01Y-7039

UNIVERSAL JOINTS

INTERNATIONAL Canadian

1946 Model K-5, KS-5
COMPLETE ASSEMBLY

8MTH-7039




01T-7039

1946 Model K-3
COMPLETE ASSEMBLY

1946 Model K-1, K-2
COMPLETE ASSEMBLY


01Y-7039 or
21C-7039



JEFFREY

1940 to 1946 Model L500, L600 Coal Loader
COMPLETE ASSEMBLY

7EQ-7039



KENWORTH

1939 to 1942 Model 536, 537, 538
BETWEEN TRANS. AND AUXILIARY TRANS.
BETWEEN TRANS. AUX. AND AXLE
BETWEEN AMIDSHIP AND AXLE

7EQ-7039
7EQ-7039
7EQ-7039


1940 to 1942 Model 612
BETWEEN TRANSMISSION AND AXLE

7EQ-7039

UNIVERSAL JOINTS

KENWORTH


1939 to 1942 Model 543, 544, 545, 546, 551, 553,
554, 555, 556, 557, 558, 559, 90-SW



BETWEEN TRANS. AND AUXILIARY TRANS. 7EQ-7039
BETWEEN AMIDSHIP AND AXLE 7EQ-7039

1936 to 1941 Model 513, 514 & 515 Six Wheel Drive

BETWEEN TRANSFER CASE AND (R) FRONT AXLE 7EQ-7039
BETWEEN TRANSFER CASE AND CENTER BEARING 7EQ-7039
BETWEEN AMIDSHIP AND AXLE 7EQ-7039




MACK

1944 to 1948 Model CBH, CBL, CBK School Bus

BETWEEN TRANS. AND AMIDSHIP BEARING 7EQ-7039
BETWEEN FIRST & SECOND AMIDSHIP BEARING 7EQ-7039
BETWEEN AMIDSHIP AND AXLE 7EQ-7039

1944 Model CBE, CBF School Bus

BETWEEN (R) TRANSMISSION AND
AMIDSHIP BEARING 8MTH-7039
BETWEEN AMIDSHIP AND AXLE 8MTH-7039



1938 to 1948 Model DE, ED, EE, EED, EEU, EEUD

BETWEEN TRANSMISSION AND AXLE 01T-7039
BETWEEN TRANS. AND AMIDSHIP BEARING 01T-7039
BETWEEN AMIDSHIP AND AXLE 01T-7039

1940 Model ES Chain Drive

BETWEEN TRANSMISSION AND AXLE 7EQ-7039

UNIVERSAL JOINTS

MACK

1941 to 1948

Model EF, EFD, EFT, EFTD, EFU, EFUD, EFUT,
EFUTD, EG, EGD, EGU, EGUD
(Certain Serial Numbers Only)



BETWEEN TRANSMISSION AND AXLE
BETWEEN TRANS. AND AMIDSHIP BEARING
BETWEEN AMIDSHIP AND AXLE

7EQ-7039
7EQ-7039
7EQ-7039

1941 to 1948


Model EEX, EF, EFD, EFT, EFTD, EFU,
EFUD, EFUT, EFUTD, EG, EGD,
EGU, EGUD

BETWEEN TRANSMISSION AND AXLE
BETWEEN TRANS. AND AMIDSHIP BEARING
BETWEEN AMIDSHIP AND AXLE

8MTH-7039
8MTH-7039
8MTH-7039


1938 to 1948

Model EF, EFD, EFT, EFTD, EFU, EFUD,
EFUT, ETUTD, EG, EGD, EGU, EGUD



BETWEEN TRANSMISSION AND AXLE
BETWEEN TRANS. AND AMIDSHIP BEARING
BETWEEN AMIDSHIP AND AXLE

8MTH-7039
8MTH-7039
8MTH-7039



1937 to 1945

Model EH, EHP, EHT, EHU, EHUD,
EHUT, EHS, EHS, EHIS, EHID,
EHTID, EHUID, EHUTID

BETWEEN TRANSMISSION AND AXLE
BETWEEN TRANS. AND AMIDSHIP BEARING
BETWEEN AMIDSHIP AND AXLE

7EQ-7039
7EQ-7039
7EQ-7039

1938 to 1943

Model 31 SB School Bus

BETWEEN TRANSMISSION AND AXLE
BETWEEN TRANS. AND AMIDSHIP BEARING
BETWEEN AMIDSHIP AND AXLE


01T-7039
01T-7039
01T-7039

UNIVERSAL JOINTS

MACK

1938 to 1943

Model 37SB, 43SB, 43SBX, 43SBN



BETWEEN TRANS. AND AMIDSHIP BEARING
INTERMEDIATE
BETWEEN AMIDSHIP AND AXLE

8MTH-7039
8MTH-7039
8MTH-7039

1937 to 1942


Model EH, EHD, EHU, EHUD Certain
Serial Numbers Only
EJ, EES, EG All

BETWEEN TRANSMISSION AND AXLE
BETWEEN TRANS. AND AMIDSHIP BEARING
BETWEEN AMIDSHIP AND AXLE

8MTH-7039
8MTH-7039
8MTH-7039

1937 to 1942

Model EC, EM, EMD, EMU, EMUD,
EQ, EQU, EQU, ES



BETWEEN TRANSMISSION AND AXLE
BETWEEN TRANS. AND AMIDSHIP BEARING
INTERMEDIATE
BETWEEN AMIDSHIP AND AXLE

7EQ-7039
7EQ-7039
7EQ-7039
7EQ-7039



1938 to 1941

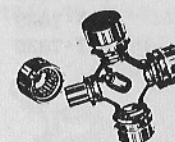
Model 49SB, 49SBN, 55SB School Bus

BETWEEN AMIDSHIP AND AXLE

7EQ-7039

1937 to 1941

Model ER Chain Drive



BETWEEN TRANS. AND AMIDSHIP BEARING
BETWEEN AMIDSHIP AND AXLE
BETWEEN TRANSMISSION AND AXLE

8MTH-7039
8MTH-7039
8MTH-7039

1938 to 1940

Model L25 Bus

BETWEEN TRANSMISSION AND AXLE

8MTH-7039

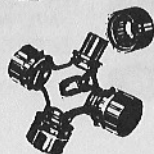
UNIVERSAL JOINTS

MACK

1939 to 1941 Model CY Bus

BETWEEN TRANSMISSION AND AXLE

7EQ-7039



1936 to 1940 Model CW Bus

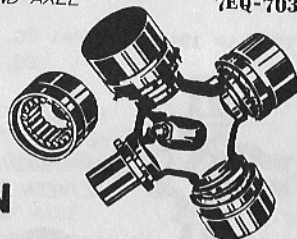
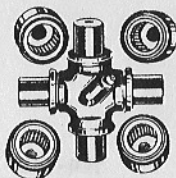
BETWEEN TRANSMISSION AND AXLE

8MTH-7039

1934 to 1938 Model BG

BETWEEN BRAKE AND AXLE
BETWEEN TRANSMISSION AND BRAKE
BETWEEN TRANSMISSION AND AXLE

7EQ-7039
7EQ-7039
7EQ-7039



MARMON-HERRINGTON

1945 to 1946 Model MH440 4x4


BETWEEN TRANS. AND TRANSFER CASE
BETWEEN TRANSFER CASE & (R) FRONT AXLE
BETWEEN TRANSFER CASE & REAR AXLE

7EQ-7039
7EQ-7039
7EQ-7039

1942 to 1945 Model 00T5, 0T5, 60T5, 1 Ton

BETWEEN TRANS. AND TRANSFER CASE
BETWEEN TRANSFER CASE & (R) FRONT AXLE
BETWEEN AMIDSHIP AND AXLE

01T-7039
01T-7039
01T-7039



1942 to 1945 Model LD6 ½ Ton

BETWEEN TRANS. AND TRANSFER CASE
BETWEEN TRANSFER CASE AND FRONT AXLE
BETWEEN TRANSFER CASE AND REAR AXLE

01Y-7039
01Y-7039
01Y-7039

UNIVERSAL JOINTS

MARMON-HERRINGTON

1942 to 1945 Model M5, M5A, MM5, MM5A, M6, MM6, 6M6- 6x6

BETWEEN AMIDSHIP AND AXLE
BETWEEN FIRST AND SECOND REAR AXLES (INTERAXLE)

8MTH-7039

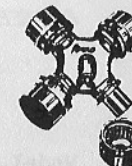
8MTH-7039



1942 to 1945 Model M5, M5A, MM5, MM5A, 6M5, M6, MM6, 6M6- 134" & 158" W.B. 4x4

BETWEEN AMIDSHIP AND AXLE

01T-7039



1942 to 1945 Model M5, M5A, MM5, MM5A, 6M5, M6, MM6, 6M6- 101" W.B. 4x4

BETWEEN TRANSFER CASE & REAR AXLE

01T-7039


1942 to 1945 Model M5, M5A, MM5, MM5A, 6M5, M6, MM6, 6M6- 4x4 & 6x6

BETWEEN TRANS. AND TRANSFER CASE
BETWEEN TRANSFER CASE & FRONT AXLE
BETWEEN TRANSFER CASE AND CENTER BEARING

01T-7039

01T-7039

01T-7039



1940 to 1943 Model 0T3, 00T3, 00T4, Tonner Four Wheel Drive


BETWEEN TRANS. AND TRANSFER CASE
BETWEEN TRANSFER CASE & FRONT AXLE
BETWEEN TRANSFER CASE & CENTER BEARING
BETWEEN AMIDSHIP AND AXLE

01Y-7039

01Y-7039

01Y-7039


01Y-7039



UNIVERSAL JOINTS

OSHKOSH

1940 to 1943 Model W100, W200



BETWEEN TRANSFER CASE & FRONT AXLE
BETWEEN TRANSFER CASE & REAR AXLE

8MTH-7039

8MTH-7039

1940 to 1941 Model W300, W304

BETWEEN TRANS. AND TRANSFER CASE
BETWEEN TRANSFER CASE & FRONT AXLE

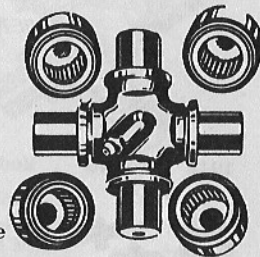
7EQ-7039

7EQ-7039

1937 to 1940 Model JDS

BETWEEN TRANSFER CASE & FRONT AXLE

7EQ-7039

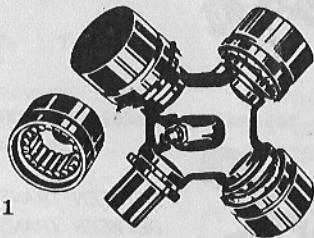


P.C.C. TROLLEY

1939 to 1946 Model Narrow & Standard Gauge

BETWEEN ELECTRIC MOTOR AND AXLE

7EQ-7039



PETER PIRSCH

1936 to 1946 Model 15, 19, 20, 21

BETWEEN TRANSMISSION AND PUMP
BETWEEN AMIDSHIP AND AXLE
BETWEEN PUMP AND AXLE

7EQ-7039

7EQ-7039

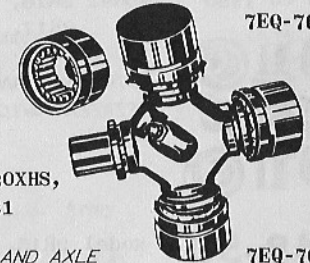
7EQ-7039

UNIVERSAL JOINTS

REO


1947 to 1948 Model 21, C21, D21R, C22, D22

COMPLETE ASSEMBLY



7EQ-7039

1945 to 1946 Model 20BHS, 20CHS, 20XHS,
21, 22, 120, 121




BETWEEN TRANSMISSION AND AXLE
BETWEEN TRANS. AND AMIDSHIP BEARING
BETWEEN AMIDSHIP AND AXLE

7EQ-7039

7EQ-7039

7EQ-7039

1945 to 1946 Model 19, 19BHS, 19CHS, 19XHS



BETWEEN TRANSMISSION AND AXLE
BETWEEN TRANS. AND AMIDSHIP BEARING
BETWEEN AMIDSHIP AND AXLE

8MTH-7039

8MTH-7039

8MTH-7039

1942 to 1945 Model US6 U.S. Army 6x6



INTERMEDIATE
BETWEEN TRANS. AND TRANSFER CASE
BETWEEN TRANSFER CASE &(R) FRONT AXLE
BETWEEN TRANSFER CASE & REAR AXLE
BETWEEN POWER DIVIDER AND
JOURNAL MOUNTING

8MTH-7039

8MTH-7039

8MTH-7039

8MTH-7039

8MTH-7039

1937 to 1938 Model 4-50, 4-50L, 4-75L,
6-50, 6-50L, 6-75

BETWEEN TRANSMISSION AND AXLE


01Y-7039 or

21C-7039

UNIVERSAL JOINTS

STUDEBAKER 1949-50

1949 to 1950 Model 2R16, 2R16A, 1½ Ton
2R17, 2R17A, 2 Ton

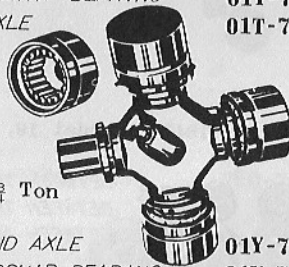


BETWEEN TRANS. and AMIDSHIP BEARING 01T-7039
BETWEEN AMIDSHIP and AXLE 01T-7039

1948-50


Model 2R15, 1 Ton

BETWEEN TRANSMISSION AND AXLE 01T-7039
BETWEEN TRANS. AND AMIDSHIP BEARING 01T-7039
BETWEEN AMIDSHIP AND AXLE 01T-7039



1948-50


Model 2R5, 2R10, ½ & ¾ Ton



BETWEEN TRANSMISSION AND AXLE 01Y-7039
BETWEEN TRANS. AND AMIDSHIP BEARING 01Y-7039
BETWEEN AMIDSHIP AND AXLE 01Y-7039

1945-48

Model M16 After Serial M16-5201; 1½ Ton



BETWEEN TRANSMISSION AND AXLE 01T-7039
BETWEEN TRANS. AND AMIDSHIP BEARING 01T-7039
BETWEEN AMIDSHIP AND AXLE 01T-7039

1945-48

Model M15, MA15 (Four Speed Trans.)
120" & 128" W.B.
(After Serial M15-2001) 1½ Ton


COMPLETE ASSEMBLY

01T-7039

UNIVERSAL JOINTS

STUDEBAKER 1942-48


1942 to 1948 Model M5 (3 Speed Trans.) ½ Ton Del.



BETWEEN TRANSMISSION AND AXLE 01Y-7039 or
21C-7039

1942 to 1945

Model US6- 6x4 & 6x6 U.S. Army



BETWEEN TRANS. AND TRANSFER CASE 8MTH-7039
BETWEEN TRANSFER CASE & FRONT AXLE 8MTH-7039
BETWEEN TRANSFER CASE & REAR AXLE 8MTH-7039
INTERMEDIATE 8MTH-7039

1942 to 1945


Model US6

POWER TAKE-OFF WINCH 01Y-7039 or
21C-7039

SUPERIOR

1940 to 1946

Model 7040, 7046, 7140, 7146,
7240, & 7340, 7441, 7442,
7446 Coach



BETWEEN TRANSMISSION AND AXLE 7EQ-7039

1940 to 1943
1938 to 1940

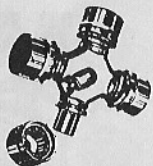
Model 7040, 7140, 7240 & 7340 Coach
Model E16 & E23 Rear Eng. Bus 151-179

BETWEEN TRANSMISSION AND AXLE 8MTH-7039

UNIVERSAL JOINTS

TWIN COACH

1939 to 1943 Model 31G, 31R, 31RL, 35R, 35RG,
35RL, 35GDE, 41G, 41RG, 41RL,
41GDE, 44LDE



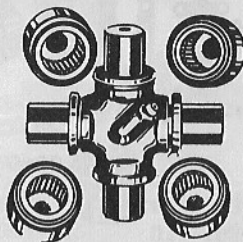
ACCESSORY DRIVE

01Y-7039 or
21C-7039

1937 to 1941 Model 31-G, 31-RL- Coach
23G, 23R, 27G, 27R, 30G,
30R- Coach 5324 Trans.

BETWEEN TRANSMISSION AND AXLE

7EQ-7039

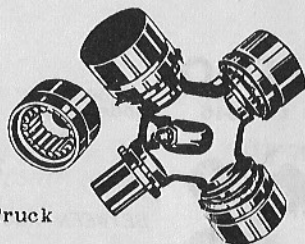


UNITED PARCEL SERVICE

1939 to 1946 Model 221B, 282B, 320-D13K

BETWEEN TRANS. AND AMIDSHIP BEARING
BETWEEN AMIDSHIP AND AXLE

8MTH-7039
8MTH-7039



WARD LA FRANCE

1944 to 1945 Model 56QD, 75T Fire Truck

BETWEEN TRANSMISSION AND PUMP
BETWEEN PUMP AND AMIDSHIP BEARING
BETWEEN AMIDSHIP AND AXLE

7EQ-7039
7EQ-7039
7EQ-7039

1940 to 1941 Model 56F2C, 56F2R, 66F2C, 75F2C

BETWEEN TRANSMISSION AND PUMP
BETWEEN PUMP AND AXLE

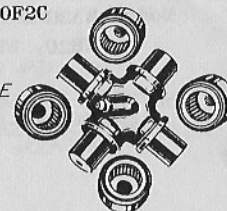
7EQ-7039
7EQ-7039

UNIVERSAL JOINTS

WARD LA FRANCE

1938 to 1941 Model 47F2, 47F2C, 50F2C

TRANSMISSION
BETWEEN PUMP AND AXLE



8MTH-7039
8MTH-7039


1936 to 1940 Model 50F2
BETWEEN TRANSMISSION AND PUMP
BETWEEN PUMP AND AXLE

8MTH-7039
8MTH-7039

1936 to 1940 Model H, 125, 125H, 127D, J, 131

BETWEEN TRANS. AND AMIDSHIP BEARING
BETWEEN AMIDSHIP AND AXLE


7EQ-7039
7EQ-7039



1936 to 1940 Model 56F2, 66F2, 75F2

BETWEEN TRANSMISSION AND PUMP
BETWEEN PUMP AND AXLE

7EQ-7039
7EQ-7039



WHITE 1941-48

1941 to 1948 Model WA14, WA18, WB14

BETWEEN TRANSMISSION AND AXLE
BETWEEN TRANS. AND AMIDSHIP BEARING
BETWEEN AMIDSHIP AND AXLE
BETWEEN FIRST & SECOND AMIDSHIP BEARING

8MTH-7039
8MTH-7039
8MTH-7039
8MTH-7039

1940 to 1948 Model 782 Coach, WA16 Bus

BETWEEN TRANSMISSION AND AXLE

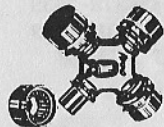
7EQ-7039
Page 55

UNIVERSAL JOINTS

WHITE 1941-48

1941 to 1948

Model WA20 & WA120 C.O.E.
WB20, WB20T



*BETWEEN TRANSMISSION AND AXLE
BETWEEN AMIDSHIP AND AXLE*

7EQ-7039
7EQ-7039

1941 to 1946

Model WA114 C.O.E; WA118 C.O.E.

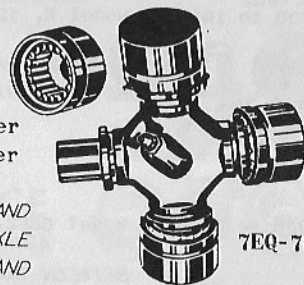
*BETWEEN TRANSMISSION AND AXLE
BETWEEN TRANS. AND AMIDSHIP BEARING
BETWEEN AMIDSHIP AND AXLE*

8MTH-7039
8MTH-7039
8MTH-7039

1941 to 1946

Model WA2264 Six Wheeler
WB2264 Six Wheeler

*BETWEEN POWER DIVIDER AND
FIRST REAR AXLE
BETWEEN POWER DIVIDER AND
JOURNAL MOUNTING
BETWEEN JOURNAL MOUNTING AND
SECOND REAR AXLE*




7EQ-7039
7EQ-7039
7EQ-7039

1941 to 1943

Model M2, M3, M4, M13, M15,
T19, T30 U.S. Army Half Track

BETWEEN TRANSFER CASE & FRONT AXLE

8MTH-7039



1941 to 1942

Model WA 2064, Six Wheeler

*BETWEEN TRANSMISSION AND
POWER DIVIDER
BETWEEN JOURNAL MOUNTING AND
SECOND REAR AXLE*

7EQ-7039
7EQ-7039

UNIVERSAL JOINTS


WHITE

1941 to 1942

Model WA 2064, Six Wheeler

*BETWEEN POWER DIVIDER AND FIRST
REAR AXLE
BETWEEN POWER DIVIDER AND JOURNAL
MOUNTING*

8MTH-7039
8MTH-7039



1940

Model 1012

BETWEEN AMIDSHIP AND AXLE

7EQ-7039

1940

Model 1010

*BETWEEN TRANS. AND AMIDSHIP BEARING
BETWEEN AMIDSHIP AND AXLE*

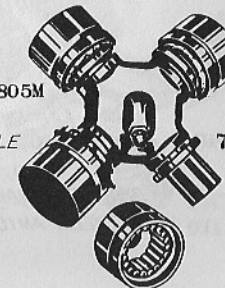
01T-7039
01T-7039

1939 to 1940

Model 708, 708D, 708R, 805M

BETWEEN AMIDSHIP AND AXLE

7EQ-7039



1939 to 1940

Model 704, 704R

*BETWEEN TRANSMISSION AND AXLE
BETWEEN TRANS. AND AMIDSHIP BEARING
BETWEEN AMIDSHIP AND AXLE
BETWEEN FIRST AND SECOND AMIDSHIP BEARING*

8MTH-7039
8MTH-7039
8MTH-7039
8MTH-7039



1939 to 1940

Model 500, 510, 804

*BETWEEN TRANSMISSION AND AXLE
BETWEEN TRANS. AND AMIDSHIP BEARING
BETWEEN AMIDSHIP AND AXLE*

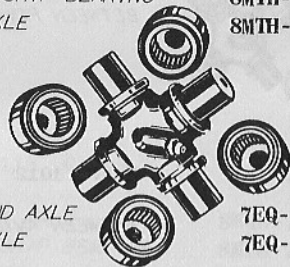
01T-7039
01T-7039
01T-7039

UNIVERSAL JOINTS

WHITE

1938 to 1940 Model 706M, 805

BETWEEN TRANS. AND AMIDSHIP BEARING 8MTH-7039
 BETWEEN AMIDSHIP AND AXLE 8MTH-7039




1937 to 1940 Model 818

BETWEEN TRANSMISSION AND AXLE 7EQ-7039
 BETWEEN AMIDSHIP AND AXLE 7EQ-7039

1937 to 1940 Model 700, 700D, 700H, 700K, 700R

BETWEEN TRANSMISSION AND AXLE 01T-7039
 BETWEEN TRANS. AND AMIDSHIP BEARING 01T-7039
 BETWEEN AMIDSHIP AND AXLE 01T-7039

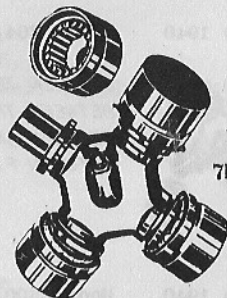


1936 to 1940 Model 710, 710D, 71P, 710R, 810

BETWEEN TRANSMISSION AND AXLE 7EQ-7039
 BETWEEN AMIDSHIP AND AXLE 7EQ-7039

1936 to 1940 Model 706M, 13AD, 13NF

BETWEEN AMIDSHIP AND AXLE 7EQ-7039



1938 to 1939 Model 809 & 802

BETWEEN TRANSMISSION AND AXLE *
 BETWEEN TRANS. & AMIDSHIP *
 BETWEEN AMIDSHIP AND AXLE *

*For Model 809

*For Model 802

8MTH-7039

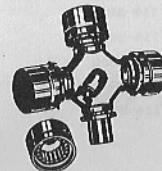
01T-7039

UNIVERSAL JOINTS

WILLYS 1950-51

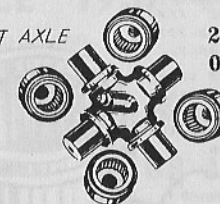
1950 to 1951 Model "ALL" 4 Wheel Drive 4 & 6 Cyl.

TRANSMISSION TO REAR AXLE 21C-7039 or
 01Y-7039



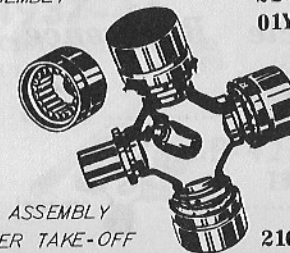
1950-51 Model Some 4 Wheel Drive 4 & 6 Cyl.

TRANSMISSION TO FRONT AXLE 21C-7039 or
 01Y-7039



1941-49 Model "ALL" 4 Wheel Drive, 4 & 6 Cyl.

COMPLETE ASSEMBLY 21C-7039 or
 01Y-7039



1947-49 Model 4WD

ALL COMPLETE ASSEMBLY EXCEPT POWER TAKE-OFF 21C-7039 or
 01Y-7039

1946-48 Model 4-63 Station Wagon, Panel Del.
 and Pick-Up to Serial 83849

BETWEEN TRANSMISSION and AXLE 21C-7039 or
 01Y-7039

1945 to 1949 Model CJ-2, CJ-2A, CJ13A (Agric. Jeep)

1941 to 1945 Model MA, MB; 4x4 Jeep

BETWEEN TRANSFER CASE & (R) FRONT AXLE 01Y-7039
 BETWEEN TRANSFER CASE & REAR AXLE 01Y-7039

21C-7039

Page 59

UNIVERSAL JOINTS

TABLES


UNIVERSAL JOINTS

Neapco	Mechanics	Ford No.
28051X	114-513X	21C-7039
28051X	114-521X*	21C-7039*
28051X	114-513X**	01Y-7039**
28051X	114-521X	01Y-7039
28053X	114-518	01T-7039
28064X	114-510	8MTH-7039
28054X	114-500	8MTH-7039
28055X	114-515	7EQ-7039
280100	114-2000	See #1
280100	114-2005	See #1
280200	114-2002	See #4
280300	114-2007	See #2

Neapco	Mechanics	Ford No.
280400	114-2011	8M-7042
280400	114-2016	8M-7042
280500	114-2010	8M-7039
280500	114-2031	8M-7039
280500	114-2036	8M-7039
280900	114-2014	See #3
281500	114-2012	See #5
-	114-2026	See #5
-	114-2039	See #6
-	114-2040	See #7

*GRIND A SLIGHT BIT FROM OFF THE FLAT SURFACE ON 8M-7074 BEARING ASSEMBLY.

Only in a few cases is this necessary and when necessary it is stated in the proper places.




Notes...

- #1 Grind face of the two 8M-7074 Bearing Assemblies in unit. (8M-7039 Kit)
- #2 Grind face of the four 8M-7074 Bearing Assemblies in unit. (8M-7042 Kit)
- #3 Bolts, Lock Plates, etc. not needed. Drilled holes on the two 8M-4678 are not used. (8M-7039 Kit)
- #4 Make replacement up by using necessary parts from an 8M-7039 and 8M-7042 Ford Kits.
- #5 Can use the following parts from Ford Kit. Bearing Assy. (4) 8M-7074 Retainers (4) 8M-7096 Corks (4) 8M-7078
- #6 Can convert over to a Ford 8M-7042
- #7 Can convert over to a Ford 8M-7039

Vehicle Reference

AUTOCAR	Ford No.
1321115.....	01Y-7039

CHEVROLET	Ford No.
609515.....	01T-7039



G.M.C.	Ford No.
2186972.....	01T-7039
2223567.....	7EQ-7039
2223568.....	8MTH-7039
2185901.....	8MTH-7039
2263882.....	8MTH-7039

HUDSON	Ford No.
F164369.....	21C-7039 or 01Y-7039

INTERNATIONAL	Ford No.
65345891.....	8M-7039
74289891.....	8MTH-7039

KAISER-FRAZER	Ford No.
201033.....	8M-7039
208075.....	01Y-7039


NASH	Ford No.
3108171.....	8M-7039

OLDSMOBILE	Ford No.
419976.....	8M-7042
419877.....	8M-7039

PACKARD	Ford No.
410629.....	01Y-7039
436144.....	21C-7039

PONTIAC	Ford No.
509296.....	8M-7042
509297.....	8M-7039

STUDEBAKER	Ford No.
516069.....	21C-7039
674156.....	01T-7039



WILLYS	Ford No.
A1433.....	21C-7039


AXLE SHAFTS

FORD TRUCK AXLES

WILL FIT ALL APPLICATIONS LISTED!

AMERICAN LA FRANCE 1937-44

1937 to 1944 Model 450, 460, 475, 501, 550, 560, 565, 575, 575 Special (Timken Rear 54400)



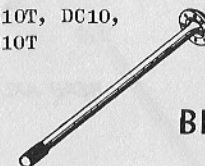
REAR AXLES

Ford No.

BB-4235-B

AUTOCAR TRUCK 1937-44

1937 to 1944 Model A, UA, C10, C10T, DC10, U10, U10T



REAR AXLES

BB-4235-B

AVAILABLE TRUCK 1948-50

1948 to 1950 Model 200, 225, C.O.E. (Timken E-100 Rear)



REAR AXLES

7RT-4235

1948-50 Model 250 C.O.E. (Timken H-100 Rear)

REAR AXLES

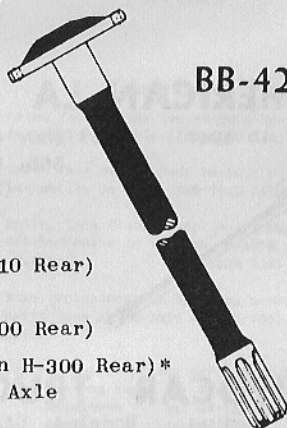
7EQ-4235

AXLE SHAFTS

AVAILABLE 1934-47

1934 to 1947 Model WS115, W120, WS125, W150, W170, WS175, W210, WS245, X110, X120, X140, X150, X170, X210, X220, B200, C200, CS200SP, C250SP, CS250SP, CS300, CS300L
1½-6 Ton

REAR AXLES



BB-4235-B

BIEDERMAN 1947-50

1950 Model NSR (Timken H-110 Rear)
1½-2 Ton
1947 Bus; (Timken H-100 Rear)
1947 to 1950 Model NSH, NSD (Timken H-300 Rear)*
*With Two Speed Axle
3-8 Ton

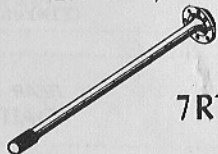

REAR AXLES

7EQ-4235

BROCKWAY 1945-50

1945 to 1950 Model 88W, 88WH (Timken E-100 Rear)
1½-3 Ton

REAR AXLES



7RT-4235 A

1946-50

Model 128W, M146 (Timken H-100 Rear)
3½ Ton

REAR AXLES

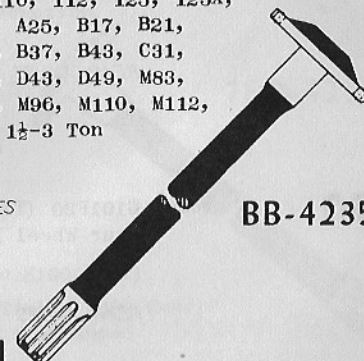
7EQ-4235

AXLE SHAFTS

BROCKWAY 1934-44

1934 to 1944 Model 78, 83, 87, 88, 90, 90X, 92, 96, 97, 110, 112, 125, 125X, A17, A21, A25, B17, B21, B25, B31, B37, B43, C31, C37, C43, D43, D49, M83, M88, M92, M96, M110, M112, M125X; 1½-3 Ton

REAR AXLES




BB-4235-B

CONDOR 1936-41

1936 to 1941 Model BCW, CCW, FCW, GCW, DZC, DZD, DZE, DZF, DZG
2½-4½ Ton

REAR AXLES



BB-4235-B

CORBITT 1947-50

1947 to 1950 Model 18BG, 18TG, G101T20
(Timken H-100 Rear)
2½ Ton

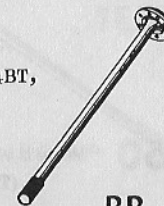
REAR AXLES

7EQ-4235

1935-41

Model 13, 13B, 14, 14B, 14BT, F14, F19;
1½-2 Ton

REAR AXLES



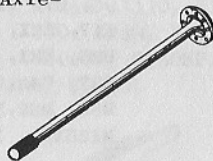
BB-4235-B

AXLE SHAFTS

CORBITT 1947

1947 Model 18TG, 2½ Ton; (Timken H-300 Rear)
Two Speed Axle-

REAR AXLES



7EQ-4235

1950

Model G101F20 (Timken H-100 Rear)
Four Wheel Drive (Rear Unit Only)

REAR AXLES



7EQ-4235

DART 1938-46

1938 to 1946 Model 40, 40G, 50; (Timken 54412 Rear)

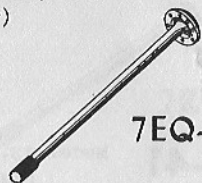
REAR AXLES

BB-4235 B

DODGE TRUCK 1946-50

1946 to 1950 Model WJ-55, WJ-59S, B-1-R, B-2-R
(Timken H-100 Rear)
2½ Ton

REAR AXLES



7EQ-4235

1946-50

Model WJ, WJA, B-1-RA, B-2-RA
(Timken H300 Rear)
2½ Ton; Two Speed Axle

REAR AXLES


7EQ-4235

AXLE SHAFTS

DODGE TRUCK 1948-50

1948 to 1950 Model B-1-R, B-2-R; 1½ Ton
(Timken H200 Rear)
Double Reduction

REAR AXLES



7EQ-4235

DUPLEX 1947-50

1947 to 1950 Model T (Timken H100 Rear)
TH-404 (Timken H300 Rear)*
*Two Speed

REAR AXLES

7EQ-4235

FEDERAL 1947-50

1947 to 1950 Model 18M, 1801T (Timken E-100 Rear)
2 Ton

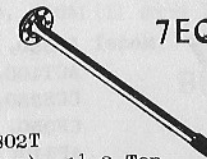
REAR AXLES



7RT-4235 A

1947-50 Model 25M, 2501T (Timken H100 Rear)
2½ Ton

REAR AXLES



7EQ-4235

1947-50 Model 16M2, 18M2, 1802T
(Timken E300 Rear) 1½-2 Ton
Two Speed Axle

REAR AXLES


7RT-4235 A

AXLE SHAFTS

FEDERAL 1947-50

1947 to 1950 Model 25M2, 2502T (Timken H300 Rear)
Two Speed Axle

REAR AXLES



7EQ-4235

1935-50

Model 11H, 15, 15C, 15D, 15H,
15M, 15X, 17, 18, 18H,
20, 20H, 25, 75H, 77,
80, 80H, 85, 18X after
Set #80778;
B15, B20, Bus;
16M, 16Q, 18M, 18Q,
18M2, 18Q2; 1½-2½ Ton

REAR AXLES



BB-4235-B

G.M.C. TRUCK 1950


1950 Model HC450, HCS450, HF450, HFR500X, HFR450;
HC520, HCR520, HCS520, HF520, HFR520;
(Timken H100 Rear)

REAR AXLES

7EQ-4235

1935-47

Model AC350, AC400, ACS350, ACS400, ACT350,
ACT400, AF350, AF400, CC350, CC400,
CCS350, CCS400, CCT350, CCT400,
CF350, CF400, CFT350, CFT400; AF360,
AF410; T16H, F16H, T18, F18, F16,
T23, F23, T18H, F18H; 1½-2 Ton



REAR AXLES

BB-4235-B


AXLE SHAFTS

G.M.C. TRUCK 1940-50

1940 to 1950 Model HC450, HCS450, HF450, HFR450,
FC450, FCS450, FF450, ACS520
2½-3 Ton

Two Speed Axle-
Double Reduction

REAR AXLES



7EQ-4235

1939-47

Model AC300, CC300, CF300, EC300, EF300;
AF310; AC350, AF350, CC350, CF350,
EC350, EF350, CCT350, CFT350;
AC400, AF400, CC400, CF400, CCT400,
CFT400; AFT410; 1½-3 Ton
Two Speed Axle-
Double Reduction


REAR AXLES

7RT-4235 A

1941-42

Model AF361, CF361; 2 Ton (rx2x4)

REAR AXLES



BB-4235-B

GRAMM 1935-41

1935 to 1941 Model 40A, 41A, 45A, 46A, 55A, 56A,
D40A, D46A, D55A, D56A; (1) 2½-4 Ton

REAR AXLES

BB-4235-B

KENWORTH 1936-42

1936 to 1942 Model 88, 536, 538, 544, 553; 2-2½ Ton

REAR AXLES



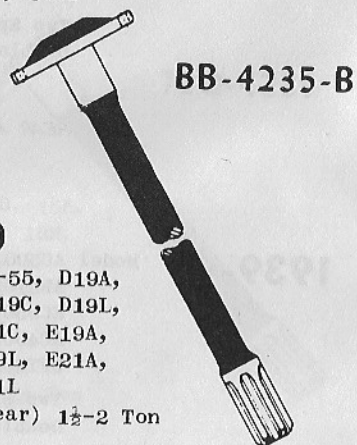
BB-4235-B

AXLE SHAFTS

MACK 1936-41

1936 to 1941 Model EE-Heavy; EEU-EF Std; EJ, HD,
1½-2 Ton 31SB, 37SB

REAR AXLES



BB-4235-B

REO TRUCK 1948-50

1948 to 1950 Model C121-49, C121S-55, D19A,
D19B, D19EX, D19C, D19L,
D21A, D21B, D21C, E19A,
E19B, E19C, E19L, E21A,
E21B, E21C, E21L
(Timken E-100 Rear) 1½-2 Ton

REAR AXLES

7RT-4235 A

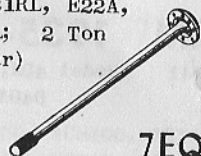


1946-50

Model 21, 22, C21B, C21C, C21L,
C22B, C22C, C22L, C122-55,
C122L, D21RB, D21RC, D21RL,
D22B, D22C, D22L, E21RA,
E21RT, E21RC, E21RL, E22A,
E22B, E22C, E22L; 2 Ton
(Timken H-100 Rear)

REAR AXLES

7EQ-4235



1947-49

Model C22B, D21RA, D22B, D22C; 2 Ton
(Timken H-200 Rear)
Double Reduction-

REAR AXLES

7EQ-4235


AXLE SHAFTS

REO TRUCK 1939-50

1939 to 1950 Model 19, 20, 20 Special, 119, 120,
121, 19A, C19A, C19B, C19C,
C19L, C119-31, C119L-43, E19X,
C119LS-49, D19XA, 1½-2½ Ton
(Timken 53547 Rear) 65" Track

REAR AXLES

BB-4235-B




1939-50

Models... Same as above- Except 67" Track

REAR AXLES

7RT-4235 A



1947-50

Model C19A, C19B, C19C, C19L, C19T,
D19A, D19B, D19C, D19L, D19T,
D19EX, D21T, E19T; 1½-2 Ton
(Timken E-300 Rear) Two Speed-

REAR AXLES


7RT-4235 A

1947-50

Model C21A, C21B, C21C, C21L, C21T,
C22A, C22B, C22C, C22L, C22T,
D21RA, D21RB, D21RC, D21RL,
D21RT, D22A, D22B, D22C, D22L,
D22T, E21RT, E22T; 2 Ton
(Timken H-300 Rear) Two Speed-

REAR AXLES

7EQ-4235



1939-41

Model 20, 20 Special; 1½-2½ Ton
(Timken 74412 Rear) Double Reduction-

REAR AXLES

BB-4235-B

Page 69

AXLE SHAFTS

REO TRUCK 1939-49

1939 to 1949 Model 19, 20; 100, 19-20 Special;
NWL-41, 27XPS, C19, C119,
D19;
(Timken 93308-94427 Rears)
Two Speed Axle-




REAR AXLES

BB-4235-B

STUDEBAKER TRUCK 1949-50

1949 to 1950 Model 2R-10, 2R-11; $\frac{3}{4}$ Ton

REAR AXLES



2IY-4235

1941-50

Model M16, 2R-16, 2R-17; $1\frac{1}{2}$ -2 Ton

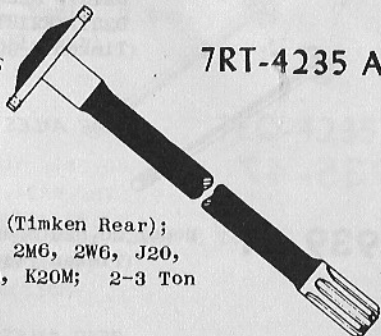
REAR AXLES

7RT-4235 A

1941-50

Model M16, 2R-16, 2R-17; 2 Ton
Two Speed Axle-

REAR AXLES



7RT-4235 A

1935-41

Model 2T2, 2M2 (Timken Rear);
1T6, 2T6, 2M6, 2W6, J20,
J20M, K20, K20M; 2-3 Ton

REAR AXLES

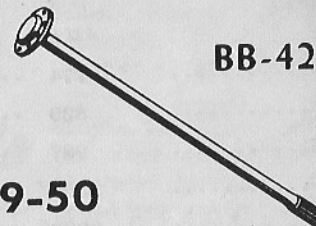
BB-4235-B

AXLE SHAFTS

WARD LA FRANCE 1937-46

1937 to 1946 Model 45F2, 47F, 47T, 50F, 56F, 56F2,
56Q, 66F, 75F, 75L, 75T

REAR AXLES



BB-4235-B

WHITE TRUCK 1949-50

1949 to 1950 Model WC14, 3014 (116CA and CC Rears)


REAR AXLES

7RT-4235 A

1949-50

Model WC16, WC16B, WC16T, 3016,
3016T (106CA to CD Rears)

REAR AXLES



7EQ-4235

1949-50

Model WC18 (306 to CD Rears)
Two Speed Axle-

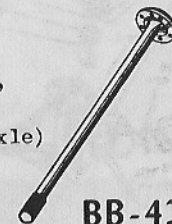
REAR AXLES

7EQ-4235

1935-47

Model 86, 87, 700, 702, 704,
875, WA14, 114, WA18,
WA18R (Timken 54426 Axle)

REAR AXLES



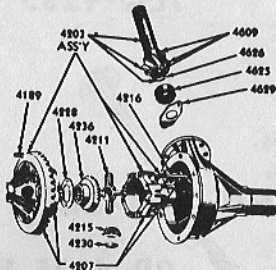
BB-4235-B

AXLE SHAFTS

Key Chart

MICRO-TEST AXLE	U.S. AXLE	Ford No.
3194F.....	774	BB-4235-B
3237F.....	829	BB-4235-B
3320F.....	987	21Y-4235
3360F.....	3360F	7EQ-4235
3363F.....	3363F	7RT-4235-A
3373F.....	3373F	7EQ-4235
3412F.....	3412F	7RT-4235-A
3433F.....	3433F	7EQ-4235
3440F.....	3440F	7EQ-4235
-	-	8D-4235
-	-	8Q-4235
3434F.....	3434F	8QH-4235

You are doubtless aware that there are parts which interchange from one car to another and are sold under the same part number at the same list price. You may have even seen a book or two showing parts interchangeability. We however, give you all this information, BUT we do not stop there. BE-SIDES the interchangeability data we show a SUBSTITUTION... the same identical part hidden under a different part number FORD -



Until our *INTER-SUB DIFFERENTIAL PARTS* BOOK is released... use this Axle section as a guide for Interchangeability on Ford Master & Pinion Gears, Side Gears, Spider Gears, Spider, etc. *At least on these...* if a Ford Axle is listed for some other make and model truck, there is the possibility Ford Differential Parts will fit too!

There are some makes and models where a Ford axle will not interchange... *YET THE DIFFERENTIAL PARTS WILL. Match-Em Up!*



I'M AN OLD TIMER in the repair business... and I know that very often we all waste more time trying to get the parts, than to do the actual repair work. I sure appreciate having these *FORD* Interchangeable Parts Books around. Especially, when partsmen say;

"No we haven't got it."

Many a time I checked for a part for some other make of vehicle in these books and found that I could get what I needed because the identical part was hiding under some *FORD* Dealer's number and to top it off... I saved money because it cost less!

Greater Coverage... Less Inventory



PUBLISHERS OF
"The Nation's Favorite Interchange Guides"
INTER-SUB

Automotive Research Publications Inc.
Islip, New York